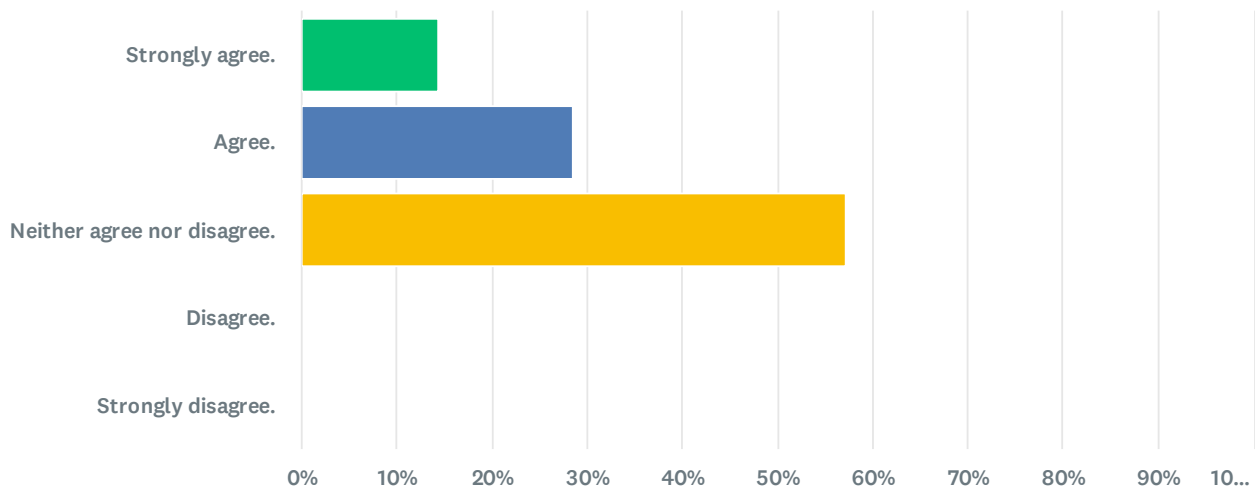


Q1 Stearns County is preparing to upgrade its traffic signal systems along Stearns CSAH 75 in 2026. The original \$4.875 million project was scoped between CSAH 2/College Avenue in Saint Joseph to Washington Memorial Drive in Saint Cloud. However, the Stearns County Engineer would like to EXTEND this project to include signals through 43rd Street S in Saint Cloud (near McStop). At this time, there is no anticipated cost increase to this project associated with the proposed extension. How do you feel about the proposed change?

Answered: 7 Skipped: 1



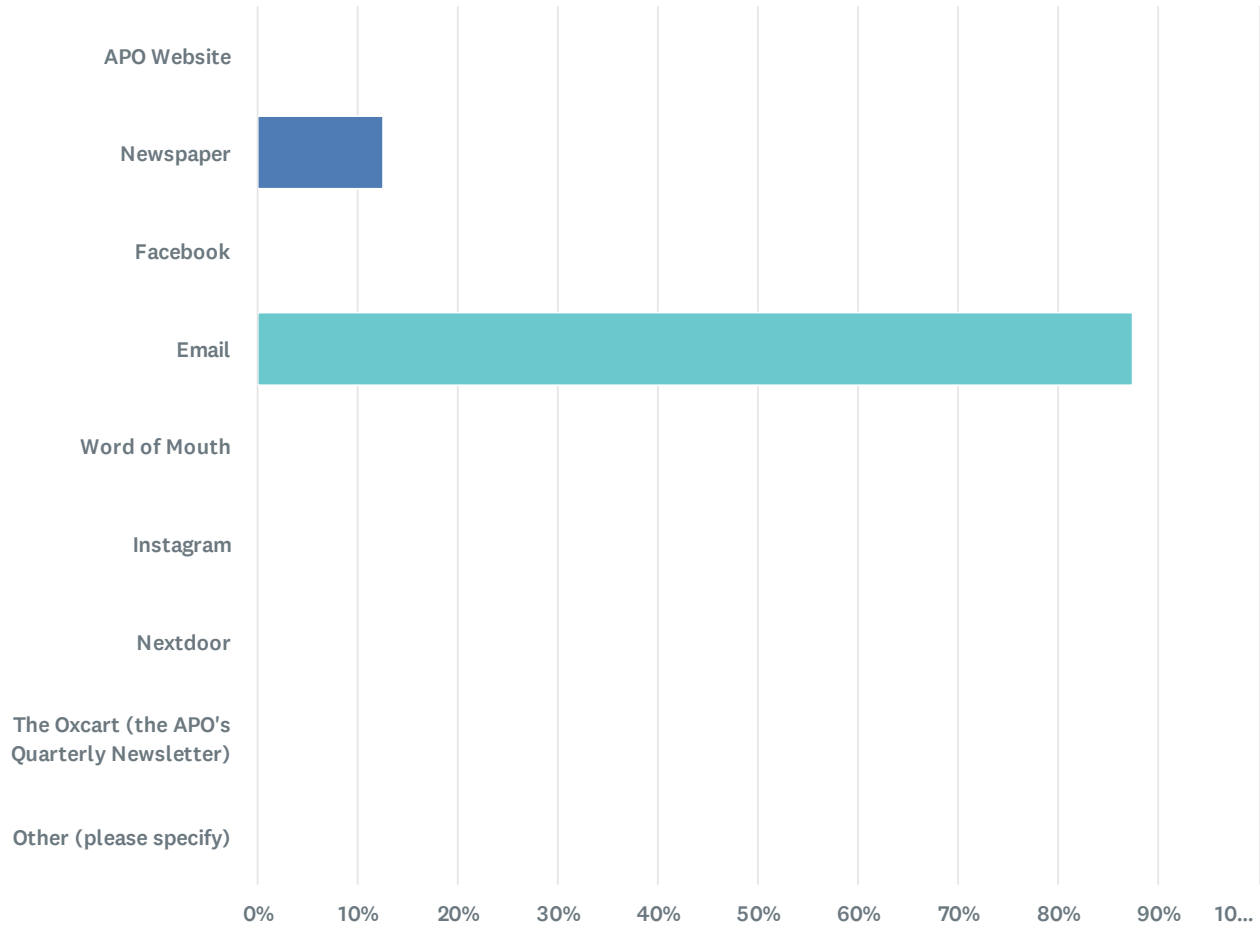
Answer Choices	Percentage	Responses
● Strongly agree.	14.29%	1
● Agree.	28.57%	2
● Neither agree nor disagree.	57.14%	4
● Disagree.	0%	0
● Strongly disagree.	0%	0
Show comments		
Total		7

Transportation Improvement Program February-April 2026 Stearns County Amendment Survey

#	IF YOU HAVE SPECIFIC COMMENTS, YOU MAY TYPE THEM BELOW.	DATE
1	<p>I would go even further and work on the intersection of I94 and CHAH 75. That intersection, though recently updated with a merge lane, is still dangerous during high traffic periods. With industrial sites now an immediate LEFT from anyone exiting West I94, it is problematic. Sending full-size tractor/trailers across 3 lanes with no control points is dangerous. However, if the funding is not there, or it requires too much federal/state input, as that's a federal road, I understand. I am appreciative that the entire stretch is being looked at as it's critical to the St. Cloud metro.</p>	2/19/2026 12:04 PM
2	Need to know what changes would be on the additional section.	2/18/2026 4:15 PM




Q3 How did you hear about the proposed APO's FY 2026-2029 TIP Amendment survey/outreach?

Answered: 8 Skipped: 0



Answer Choices	Percentage	Responses
● APO Website	0%	0
● Newspaper	12.50%	1
● Facebook	0%	0
● Email	87.50%	7
● Word of Mouth	0%	0
● Instagram	0%	0
Total		8

Transportation Improvement Program February-April 2026 Stearns County Amendment Survey

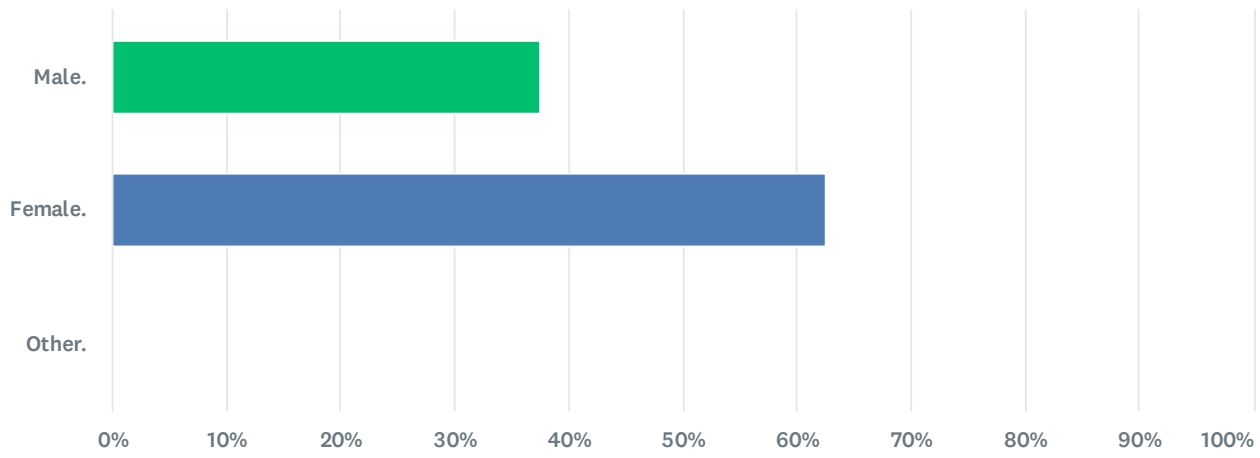
Answer Choices	Percentage	Responses
 Nextdoor	0%	0
 The Oxcart (the APO's Quarterly Newsletter)	0%	0
 Other (please specify) Show responses	0%	0
Total		8

Transportation Improvement Program February-April 2026 Stearns County Amendment Survey

#	OTHER (PLEASE SPECIFY)	DATE
	There are no responses.	

Q4 What is your gender?

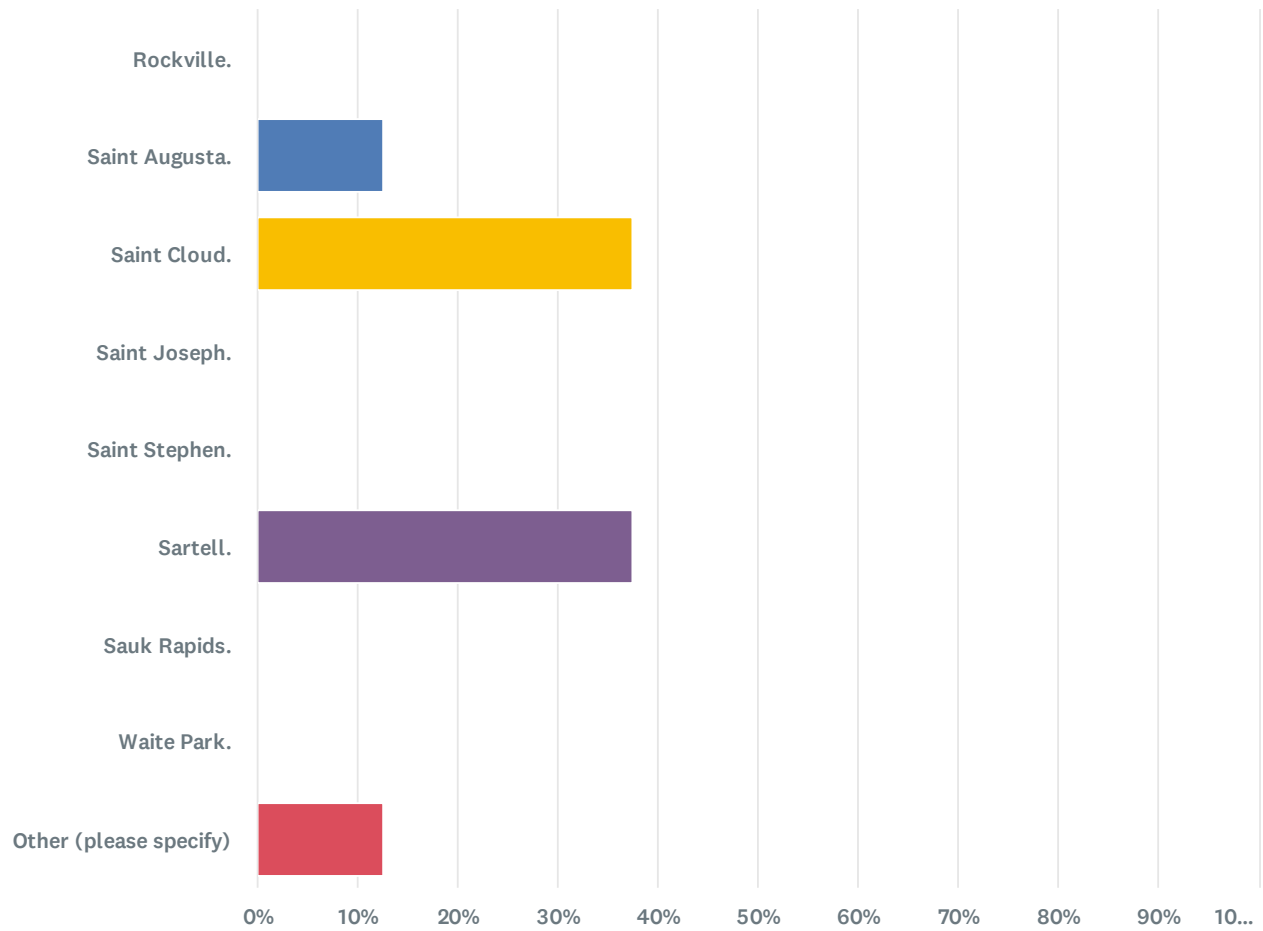
Answered: 8 Skipped: 0



Answer Choices	Percentage	Responses
● Male.	37.50%	3
● Female.	62.50%	5
● Other.	0%	0
Total		8



Q5 In what city do you reside?

Answered: 8 Skipped: 0



Answer Choices	Percentage	Responses
● Rockville.	0%	0
● Saint Augusta.	12.50%	1
● Saint Cloud.	37.50%	3
● Saint Joseph.	0%	0
● Saint Stephen.	0%	0
● Sartell.	37.50%	3
● Sauk Rapids.	0%	0
Total		8

Transportation Improvement Program February-April 2026 Stearns County Amendment Survey

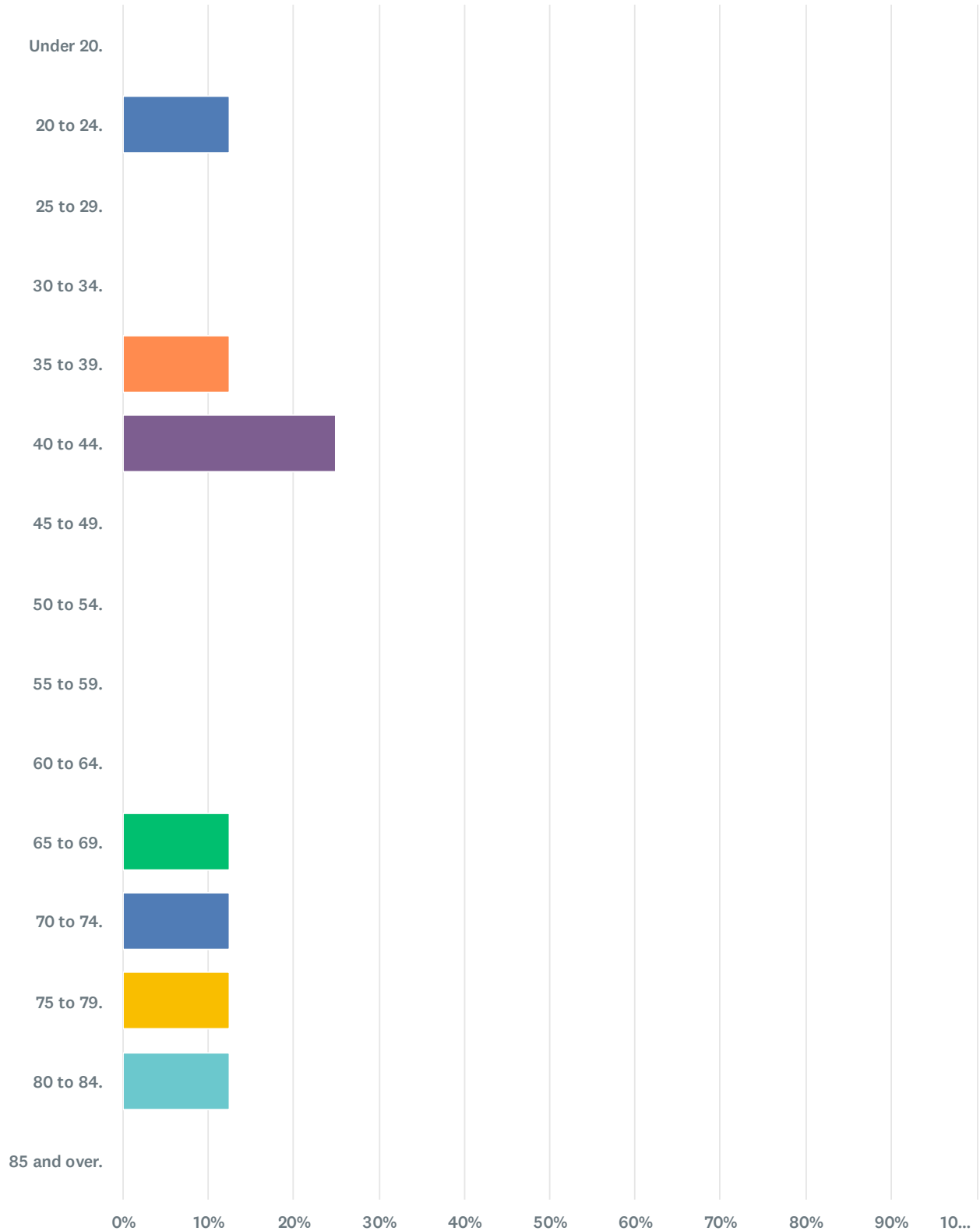
Answer Choices	Percentage	Responses
 Waite Park.	0%	0
 Other (please specify) Show responses	12.50%	1
Total		8

Transportation Improvement Program February-April 2026 Stearns County Amendment Survey
















#	OTHER (PLEASE SPECIFY)	DATE
1	Sauk centre	2/24/2026 7:37 PM

Q6 What is your age?

Answered: 8 Skipped: 0

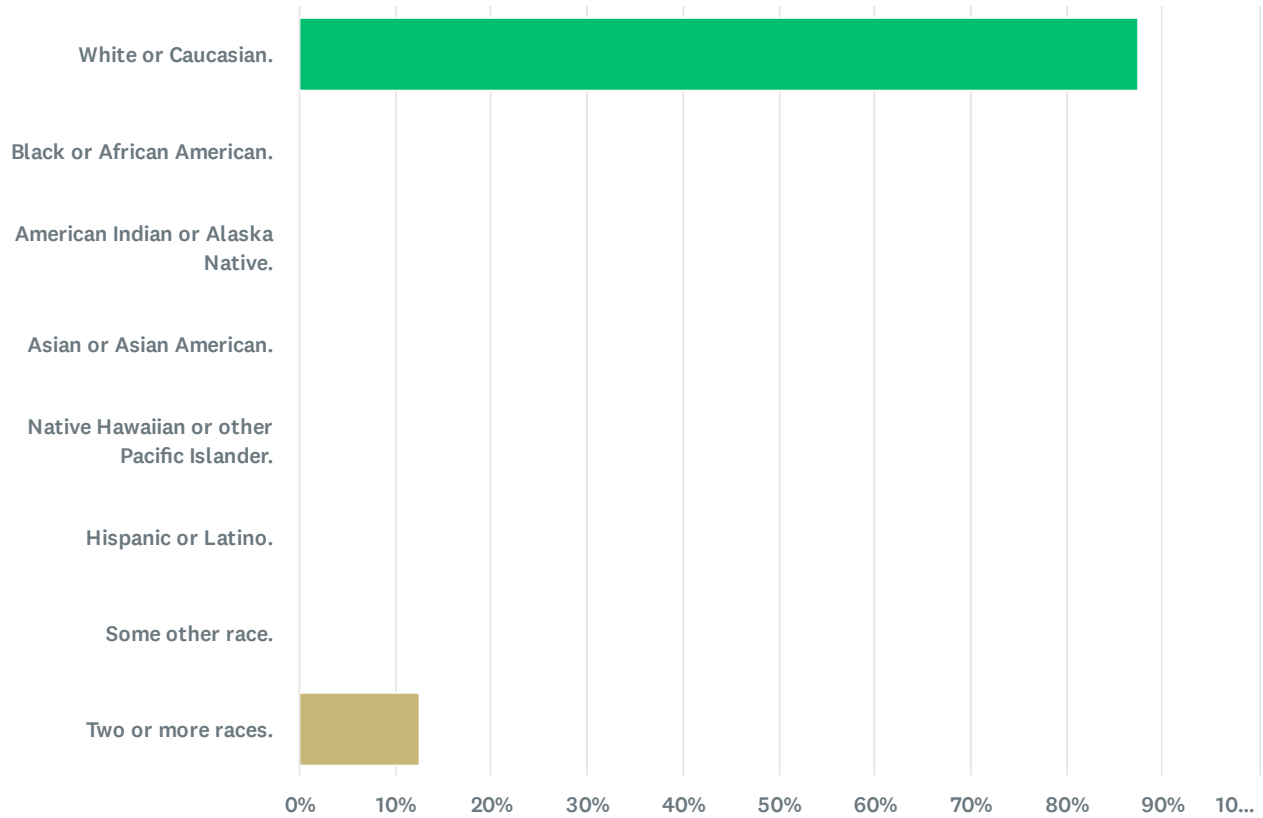


Transportation Improvement Program February-April 2026 Stearns County Amendment Survey

Answer Choices	Percentage	Responses
 Under 20.	0%	0
 20 to 24.	12.50%	1
 25 to 29.	0%	0
 30 to 34.	0%	0
 35 to 39.	12.50%	1
 40 to 44.	25.00%	2
 45 to 49.	0%	0
 50 to 54.	0%	0
 55 to 59.	0%	0
 60 to 64.	0%	0
 65 to 69.	12.50%	1
 70 to 74.	12.50%	1
 75 to 79.	12.50%	1
 80 to 84.	12.50%	1
 85 and over.	0%	0
Total		8

Q7 With what ethnicity do you most identify?

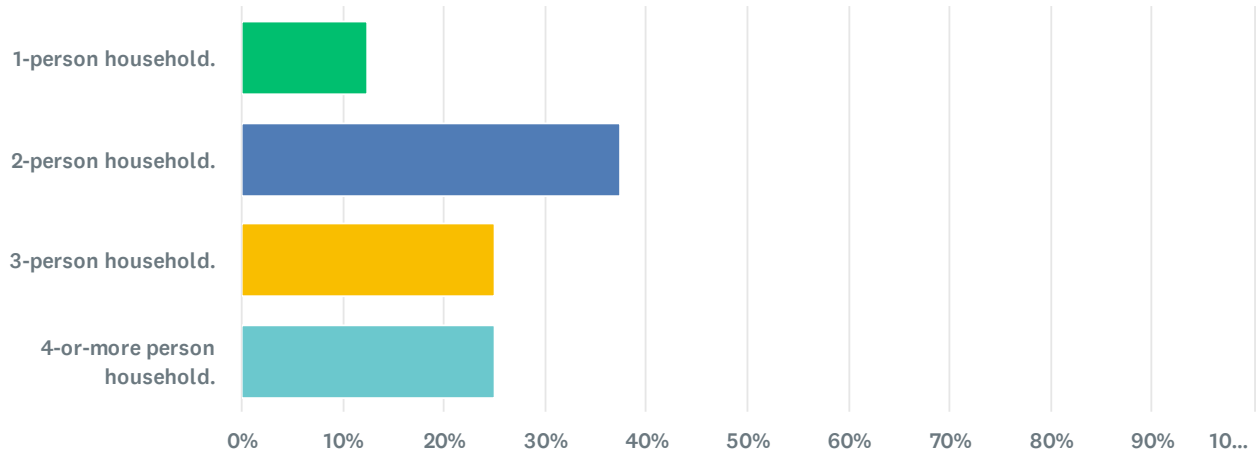
Answered: 8 Skipped: 0



Answer Choices	Percentage	Responses
● White or Caucasian.	87.50%	7
● Black or African American.	0%	0
● American Indian or Alaska Native.	0%	0
● Asian or Asian American.	0%	0
● Native Hawaiian or other Pacific Islander.	0%	0
● Hispanic or Latino.	0%	0
● Some other race.	0%	0
● Two or more races.	12.50%	1
Total		8

Q8 How many people live in your household?

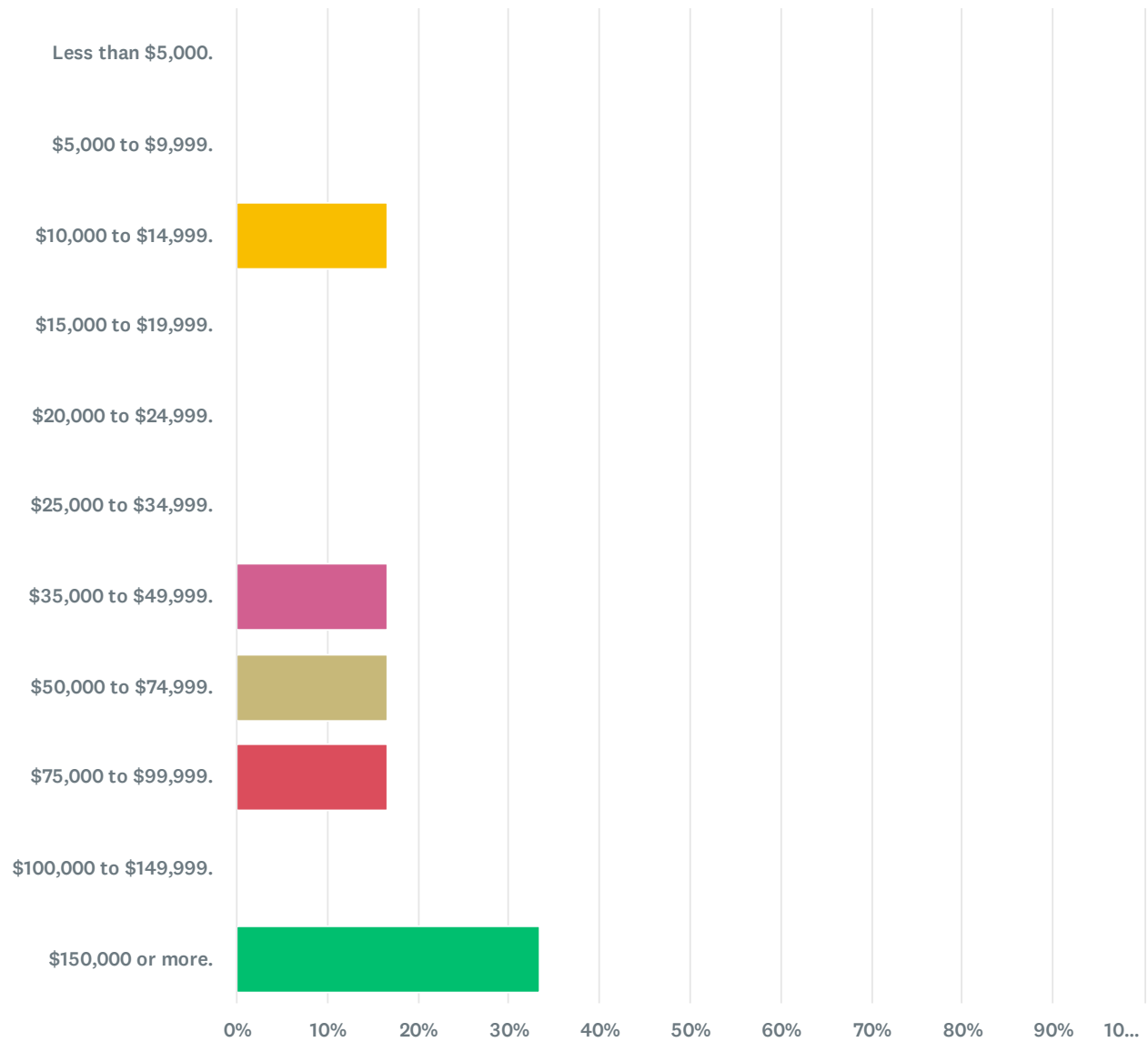
Answered: 8 Skipped: 0



Answer Choices	Percentage	Responses
● 1-person household.	12.50%	1
● 2-person household.	37.50%	3
● 3-person household.	25.00%	2
● 4-or-more person household.	25.00%	2
Total		8

Q9 What was your total household income last year?

Answered: 6 Skipped: 2



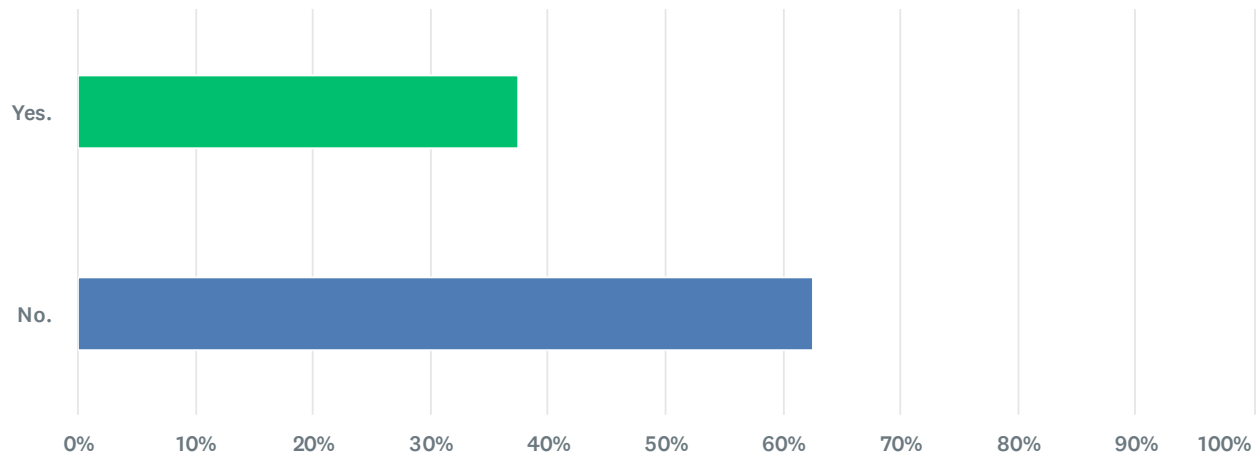
Answer Choices	Percentage	Responses
● Less than \$5,000.	0%	0
● \$5,000 to \$9,999.	0%	0
● \$10,000 to \$14,999.	16.67%	1
● \$15,000 to \$19,999.	0%	0
Total		6

Transportation Improvement Program February-April 2026 Stearns County Amendment Survey

Answer Choices	Percentage	Responses
● \$20,000 to \$24,999.	0%	0
● \$25,000 to \$34,999.	0%	0
● \$35,000 to \$49,999.	16.67%	1
● \$50,000 to \$74,999.	16.67%	1
● \$75,000 to \$99,999.	16.67%	1
● \$100,000 to \$149,999.	0%	0
● \$150,000 or more.	33.33%	2
Total		6

Q10 Do you have a physical disability?

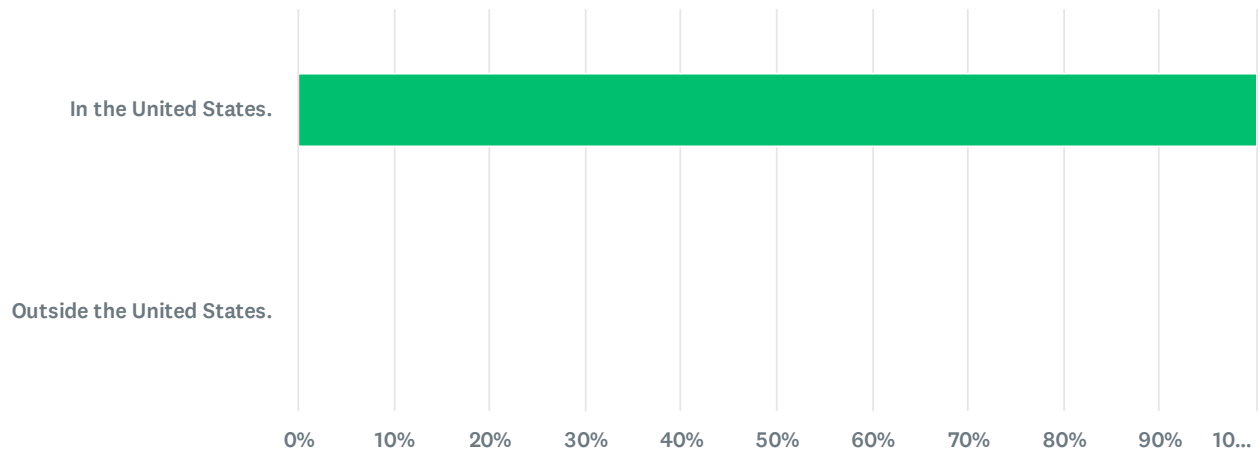
Answered: 8 Skipped: 0



Answer Choices	Percentage	Responses
● Yes.	37.50%	3
● No.	62.50%	5
Total		8

Q11 Where were you born?

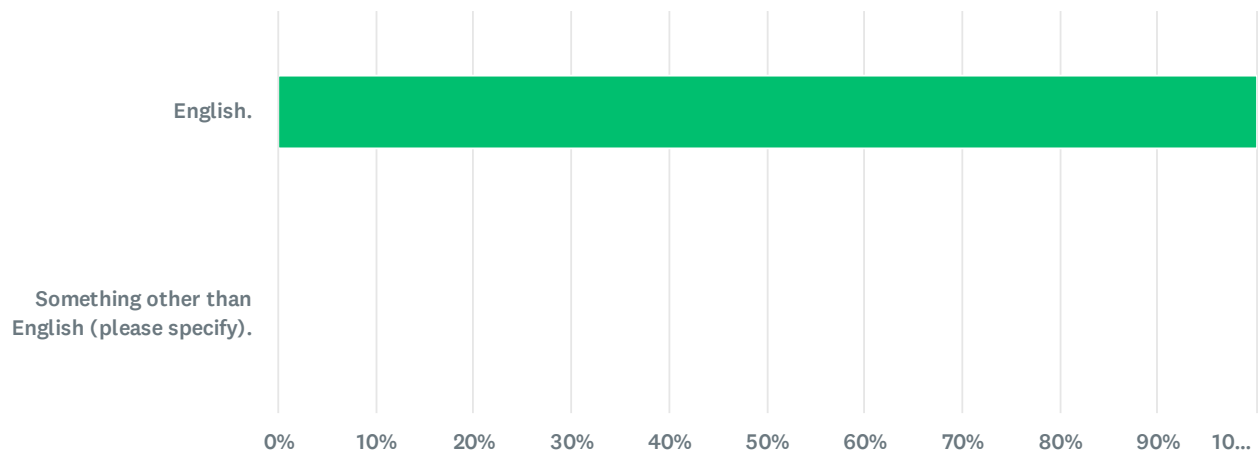
Answered: 8 Skipped: 0



Answer Choices	Percentage	Responses
● In the United States.	100.00%	8
● Outside the United States.	0%	0
Total		8

Q12 What is the primary language spoken in your home?

Answered: 8 Skipped: 0



Answer Choices	Percentage	Responses
● English.	100.00%	8
● Something other than English (please specify). Show responses	0%	0
Total		8

#	SOMETHING OTHER THAN ENGLISH (PLEASE SPECIFY).	DATE
There are no responses.		