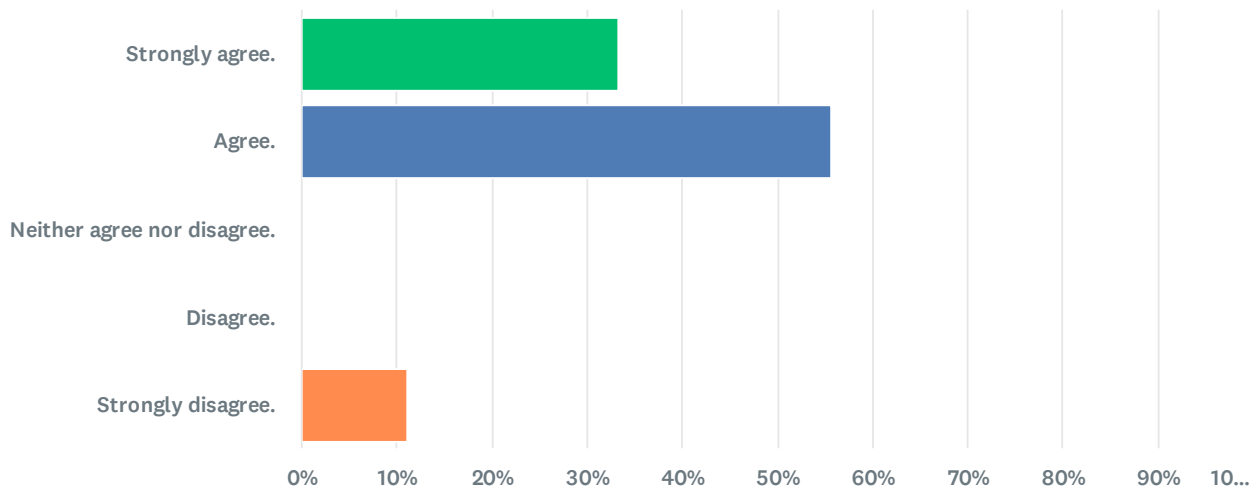








Q1 Since 2013, the Minnesota Legislature has awarded more than \$1.5 billion in funds to trunk highway improvements across the state through the Corridors of Commerce (CoC) program. CoC's intent is to focus additional transportation investments in state highway projects that directly and indirectly foster economic growth for Minnesota through "the provisioning of construction jobs, enabling of goods to be transported through a commerce friendly network of corridors, and providing additional mobility to its citizens." In 2025, the state kicked off its most recent CoC solicitation with a slight twist -- setting aside some of the CoC funding to help further advance the planning, scoping, predesign, preliminary engineering, and environmental analysis of projects in order to ready them for construction funding. The Saint Cloud APO had applied for and was awarded \$2.5 million in this Readiness Advancement CoC funding to conduct preliminary engineering for improvements along MN 15 between MN 23/Second Street S and MN 23/CSAH 75/Division Street. Additionally, this project will also include a larger corridor study of MN 15 from the overpass at Stearns CSAH 137 all the way to the junction with US 10 near Sauk Rapids. These readiness advancement efforts will be spearheaded by MnDOT. With this being a project of regional significance, the APO is seeking to ADD this project to the FY 2026-2029 TIP. No local funding is anticipated to be needed for this project at this time. How do you feel about the proposed change?

Answered: 9 Skipped: 0



Transportation Improvement Program February-April 2026 Amendment Survey

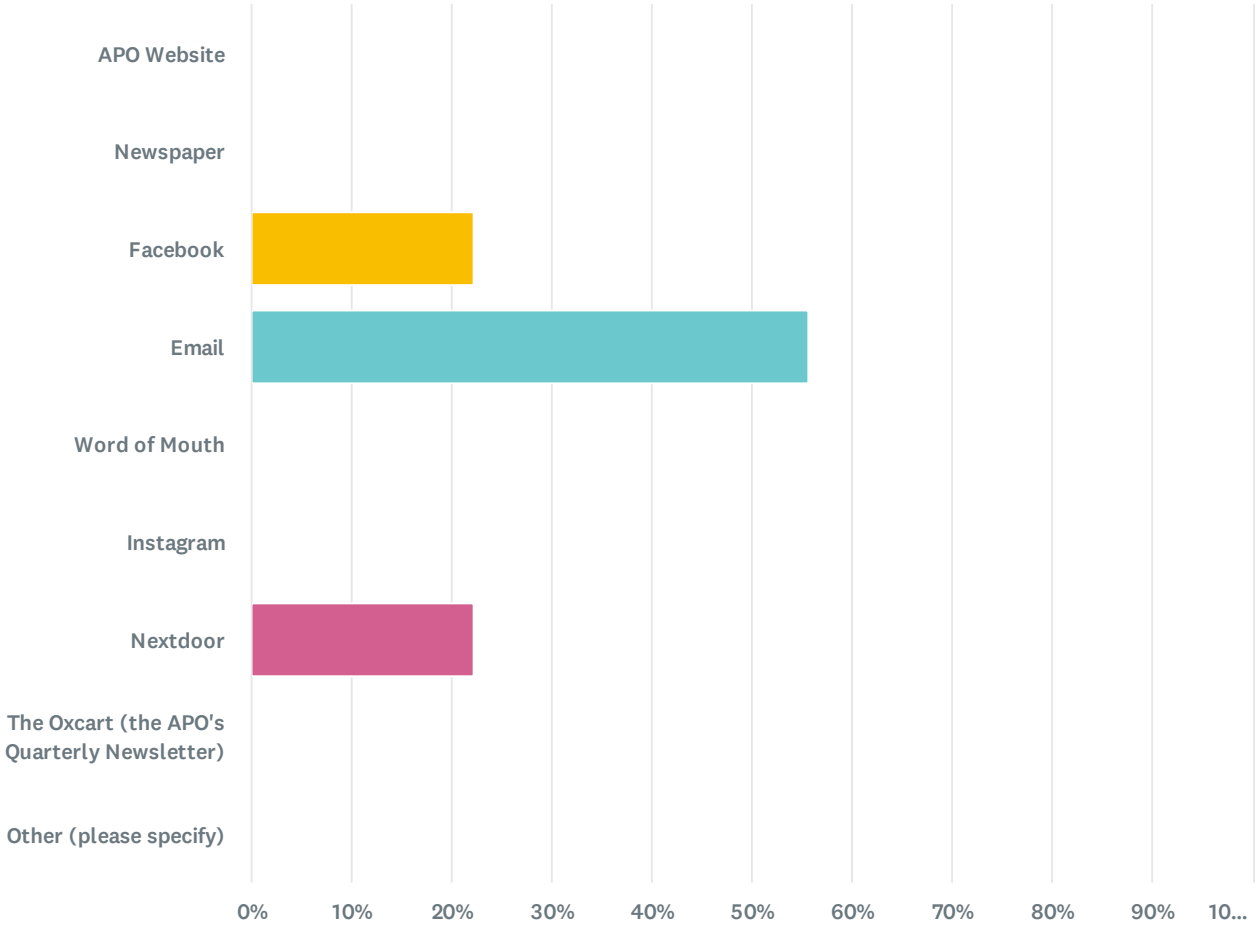
Answer Choices	Percentage	Responses
 Strongly agree.	33.33%	3
 Agree.	55.56%	5
 Neither agree nor disagree.	0%	0
 Disagree.	0%	0
 Strongly disagree.	11.11%	1
 Show comments		
Total		9

Transportation Improvement Program February-April 2026 Amendment Survey

#	IF YOU HAVE SPECIFIC COMMENTS, YOU MAY TYPE THEM BELOW.	DATE
1	The proposed "U turn to make a left" at 2nd street south and MN15 will be dangerous, inefficient, and confusing.	2/20/2026 6:54 PM
2	It's a smart move if it speeds up real improvements without wasting cash, but these programs often drag on forever with studies that lead nowhere. The outcome depends on whether they genuinely develop something beneficial or merely waste resources on administrative procedures. If it is something coming from St. Paul, there is probably a good amount of bureaucratic waste and fraud.	2/13/2026 3:41 PM




Q3 How did you hear about the proposed APO's FY 2026-2029 TIP Amendment survey/outreach?

Answered: 9 Skipped: 0



Answer Choices	Percentage	Responses
● APO Website	0%	0
● Newspaper	0%	0
● Facebook	22.22%	2
● Email	55.56%	5
● Word of Mouth	0%	0
● Instagram	0%	0
Total		9

Transportation Improvement Program February-April 2026 Amendment Survey

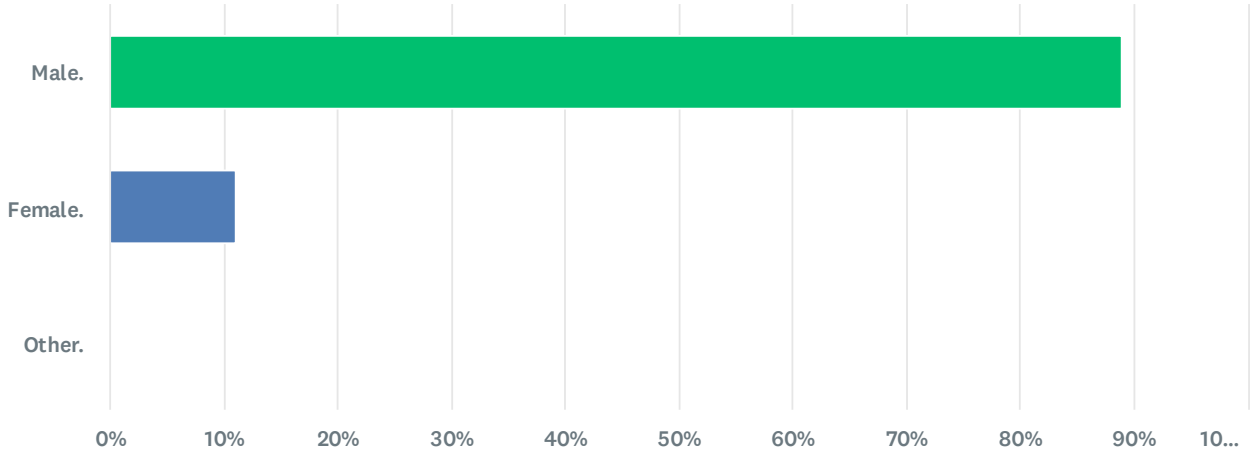
Answer Choices	Percentage	Responses
 Nextdoor	22.22%	2
 The Oxcart (the APO's Quarterly Newsletter)	0%	0
 Other (please specify) Show responses	0%	0
Total		9

Transportation Improvement Program February-April 2026 Amendment Survey

#	OTHER (PLEASE SPECIFY)	DATE
	There are no responses.	

Q4 What is your gender?

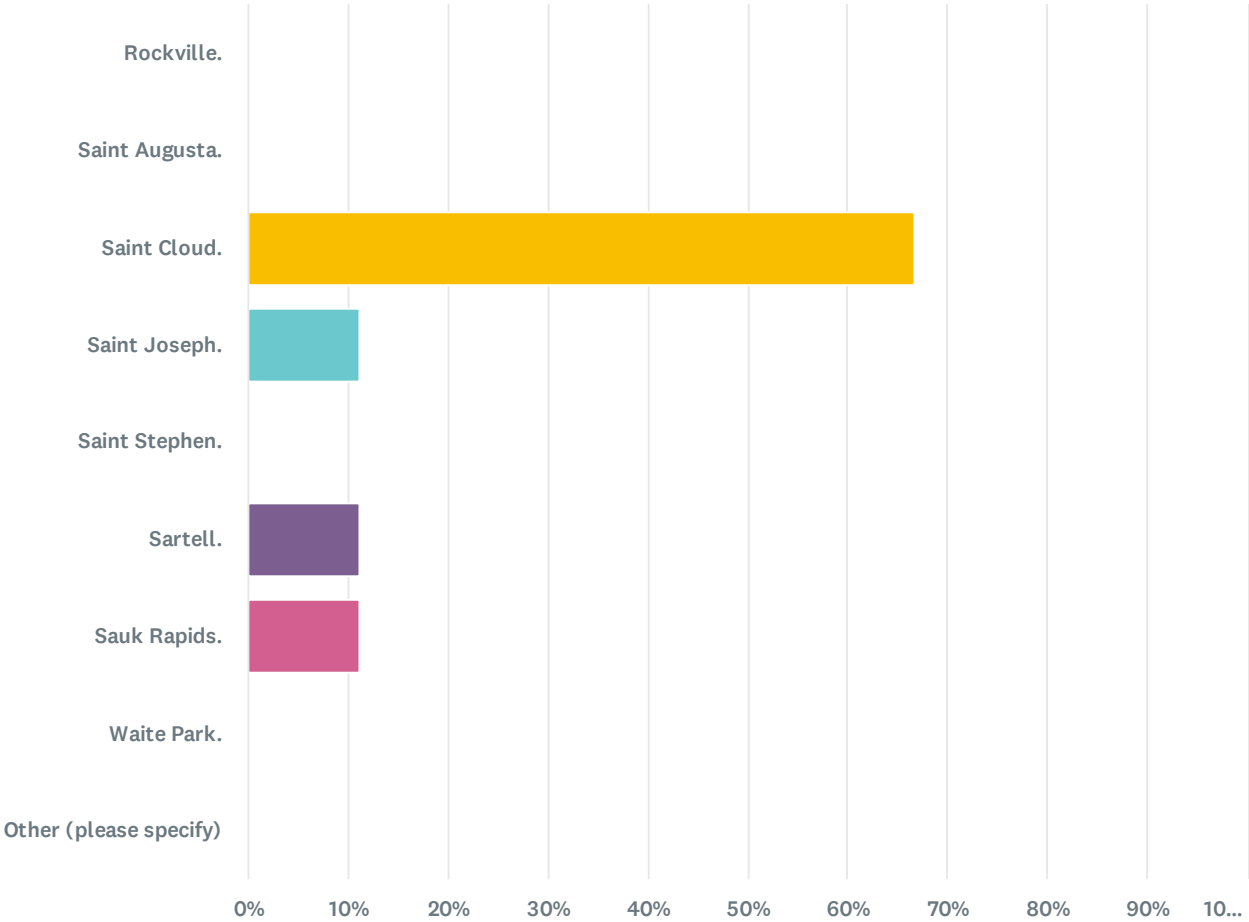
Answered: 9 Skipped: 0



Answer Choices	Percentage	Responses
● Male.	88.89%	8
● Female.	11.11%	1
● Other.	0%	0
Total		9

Q5 In what city do you reside?

Answered: 9 Skipped: 0



Answer Choices	Percentage	Responses
● Rockville.	0%	0
● Saint Augusta.	0%	0
● Saint Cloud.	66.67%	6
● Saint Joseph.	11.11%	1
● Saint Stephen.	0%	0
● Sartell.	11.11%	1
● Sauk Rapids.	11.11%	1
Total		9

Transportation Improvement Program February-April 2026 Amendment Survey

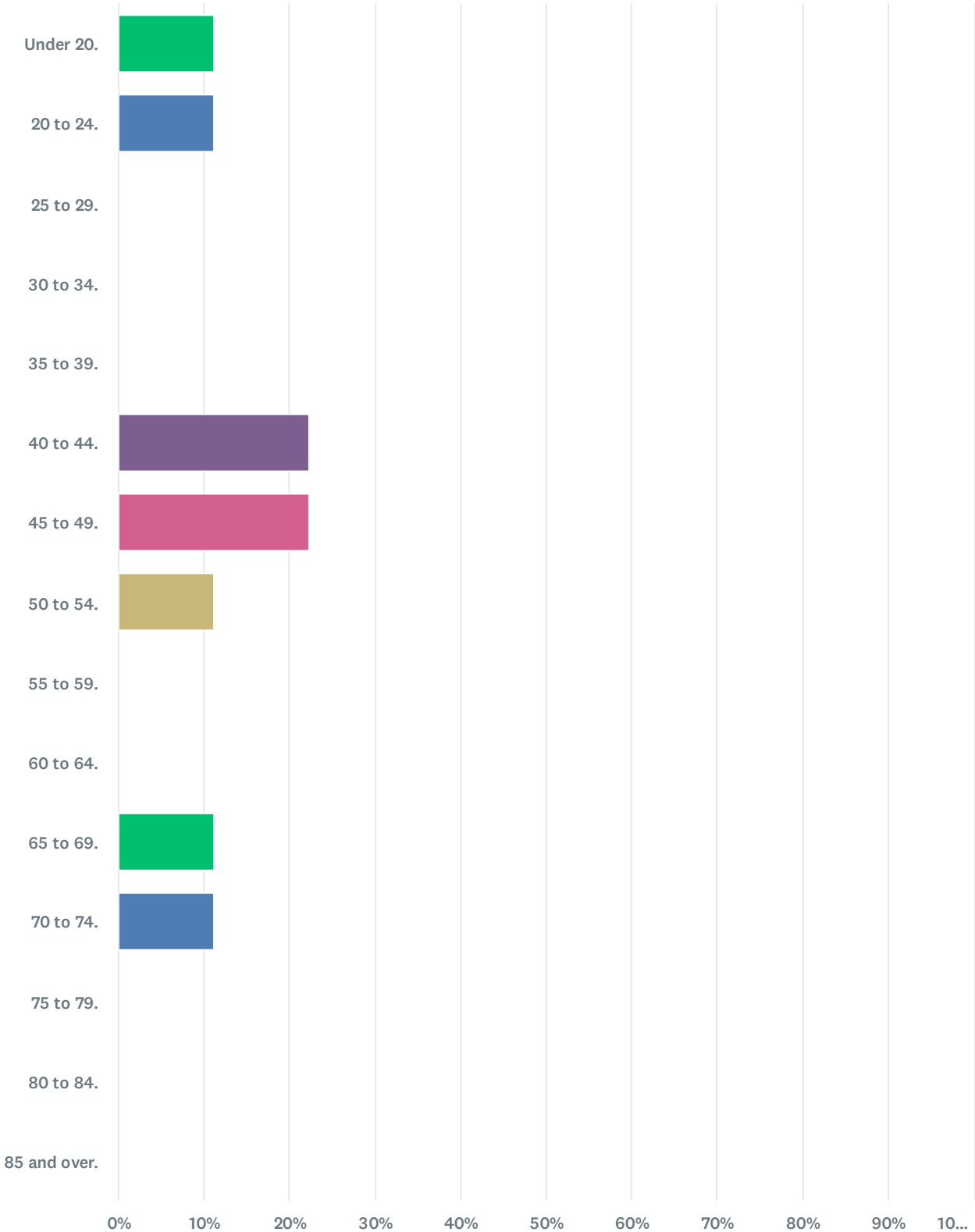
Answer Choices	Percentage	Responses
● Waite Park.	0%	0
● Other (please specify) Show responses	0%	0
Total		9

Transportation Improvement Program February-April 2026 Amendment Survey
















#	OTHER (PLEASE SPECIFY)	DATE
	There are no responses.	

Q6 What is your age?

Answered: 9 Skipped: 0

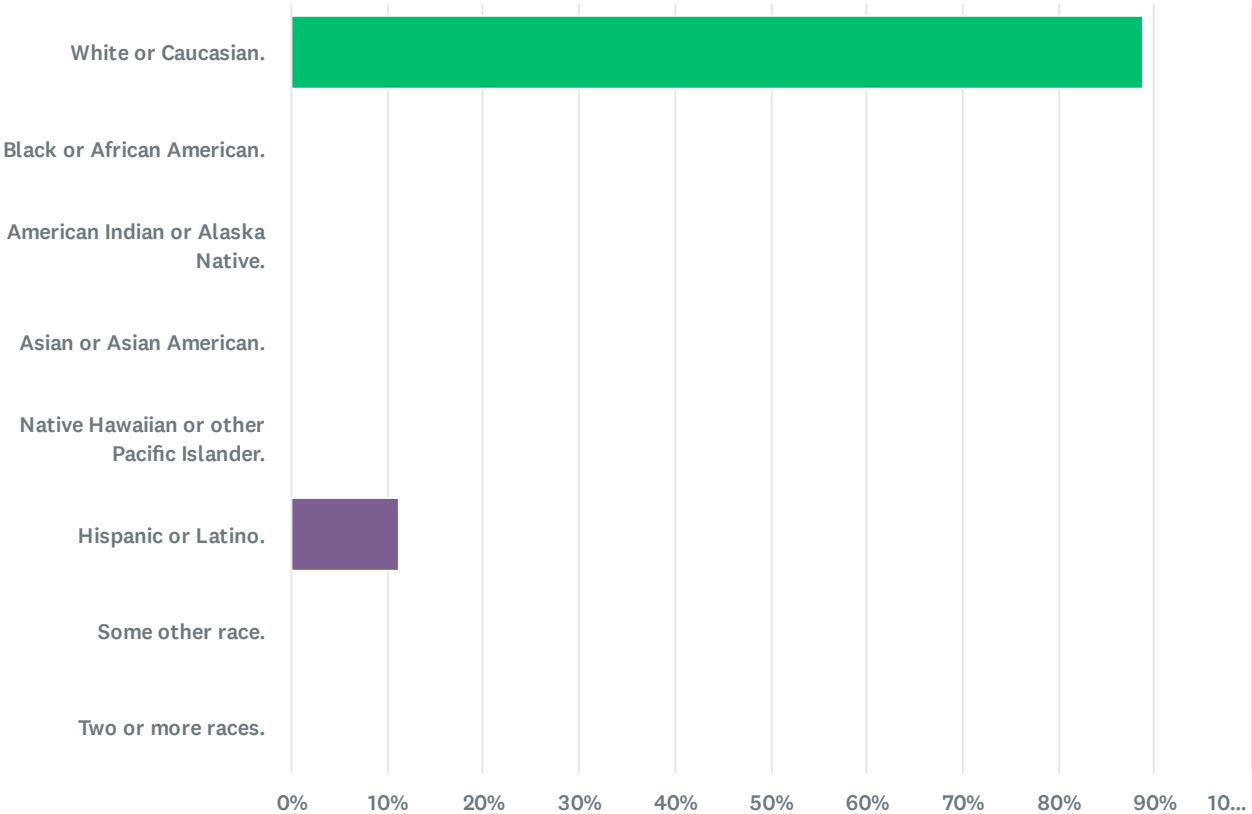


Transportation Improvement Program February-April 2026 Amendment Survey

Answer Choices	Percentage	Responses
 Under 20.	11.11%	1
 20 to 24.	11.11%	1
 25 to 29.	0%	0
 30 to 34.	0%	0
 35 to 39.	0%	0
 40 to 44.	22.22%	2
 45 to 49.	22.22%	2
 50 to 54.	11.11%	1
 55 to 59.	0%	0
 60 to 64.	0%	0
 65 to 69.	11.11%	1
 70 to 74.	11.11%	1
 75 to 79.	0%	0
 80 to 84.	0%	0
 85 and over.	0%	0
Total		9

Q7 With what ethnicity do you most identify?

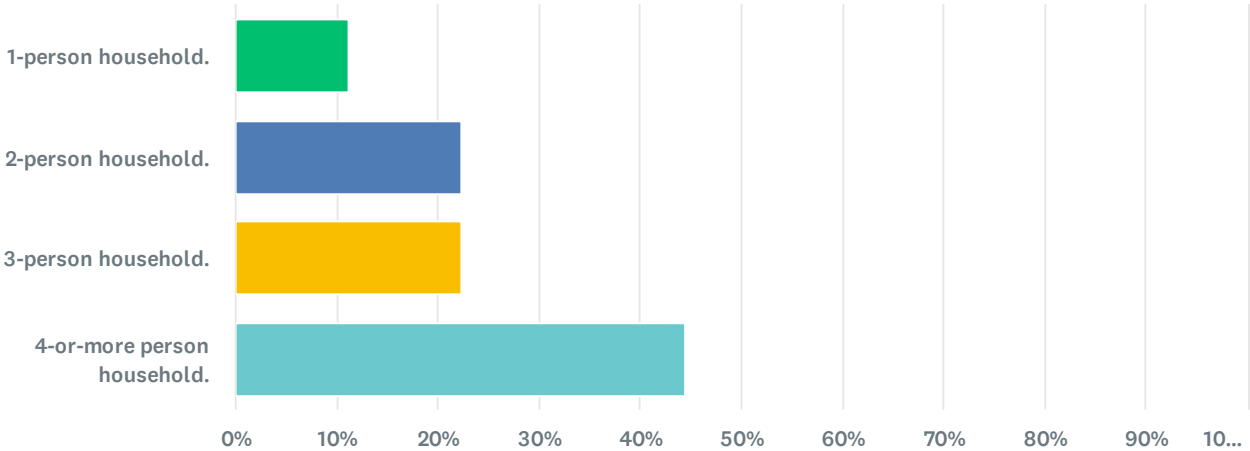
Answered: 9 Skipped: 0



Answer Choices	Percentage	Responses
● White or Caucasian.	88.89%	8
● Black or African American.	0%	0
● American Indian or Alaska Native.	0%	0
● Asian or Asian American.	0%	0
● Native Hawaiian or other Pacific Islander.	0%	0
● Hispanic or Latino.	11.11%	1
● Some other race.	0%	0
● Two or more races.	0%	0
Total		9

Q8 How many people live in your household?

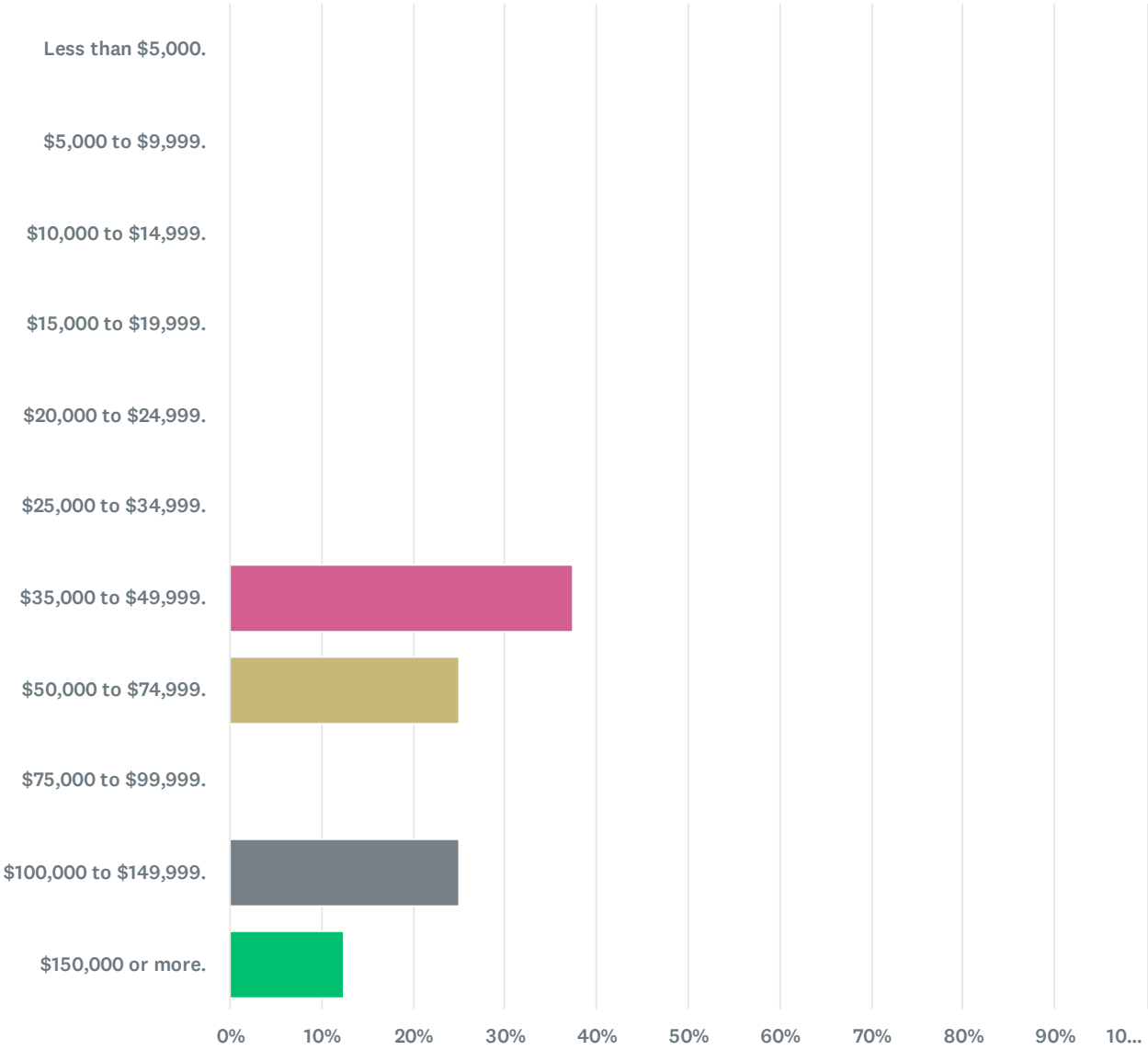
Answered: 9 Skipped: 0



Answer Choices	Percentage	Responses
● 1-person household.	11.11%	1
● 2-person household.	22.22%	2
● 3-person household.	22.22%	2
● 4-or-more person household.	44.44%	4
Total		9

Q9 What was your total household income last year?

Answered: 8 Skipped: 1



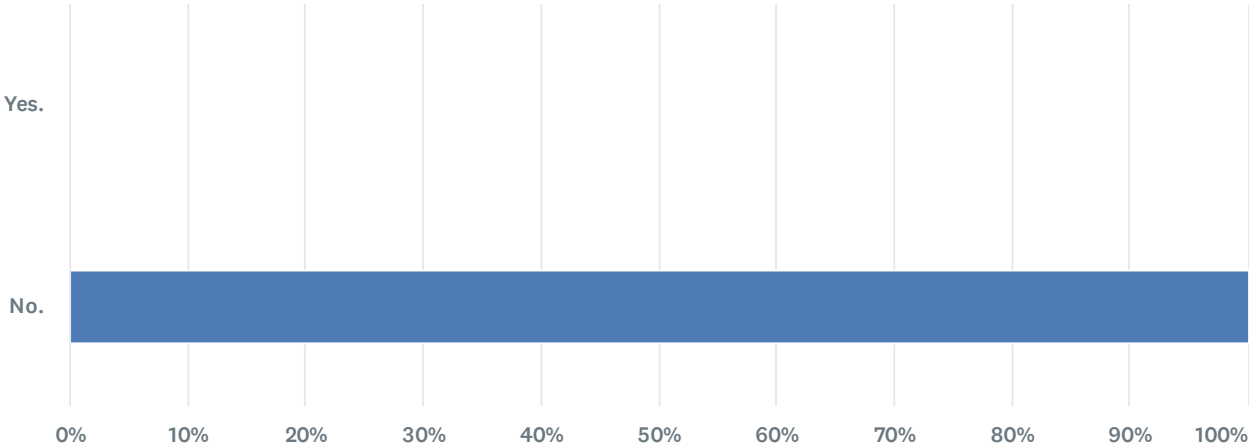
Answer Choices	Percentage	Responses
● Less than \$5,000.	0%	0
● \$5,000 to \$9,999.	0%	0
● \$10,000 to \$14,999.	0%	0
● \$15,000 to \$19,999.	0%	0
Total		8

Transportation Improvement Program February-April 2026 Amendment Survey

Answer Choices	Percentage	Responses
● \$20,000 to \$24,999.	0%	0
● \$25,000 to \$34,999.	0%	0
● \$35,000 to \$49,999.	37.50%	3
● \$50,000 to \$74,999.	25.00%	2
● \$75,000 to \$99,999.	0%	0
● \$100,000 to \$149,999.	25.00%	2
● \$150,000 or more.	12.50%	1
Total		8

Q10 Do you have a physical disability?

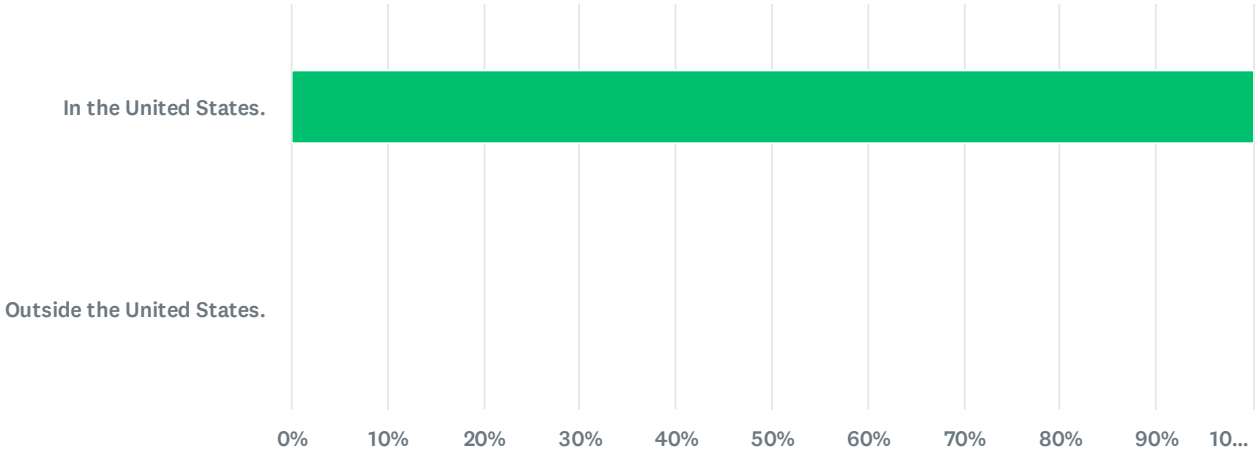
Answered: 9 Skipped: 0



Answer Choices	Percentage	Responses
<input type="radio"/> Yes.	0%	0
<input checked="" type="radio"/> No.	100.00%	9
Total		9

Q11 Where were you born?

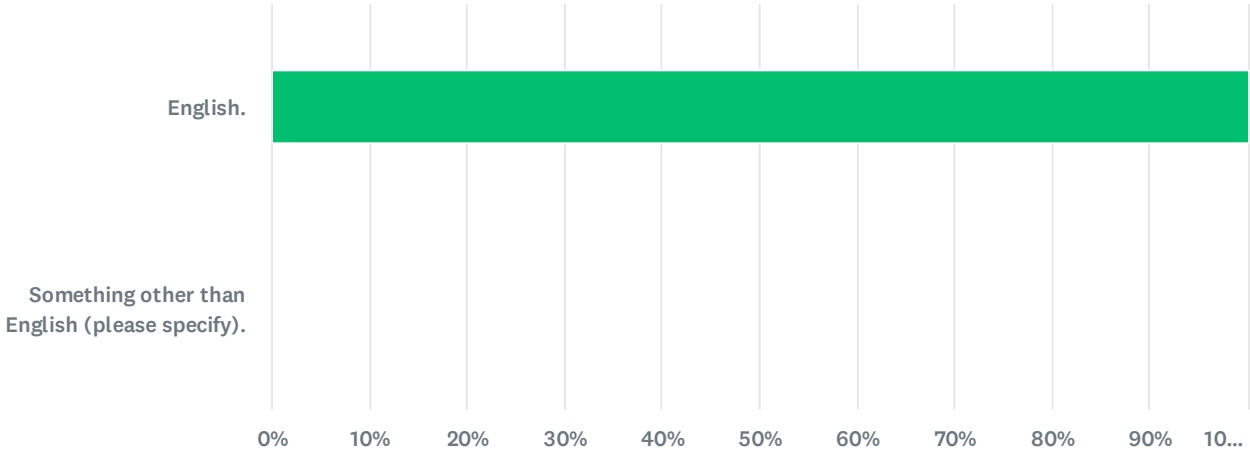
Answered: 8 Skipped: 1



Answer Choices	Percentage	Responses
<input checked="" type="radio"/> In the United States.	100.00%	8
<input type="radio"/> Outside the United States.	0%	0
Total		8

Q12 What is the primary language spoken in your home?

Answered: 9 Skipped: 0



Answer Choices	Percentage	Responses
● English.	100.00%	9
● Something other than English (please specify). Show responses	0%	0
Total		9

Transportation Improvement Program February-April 2026 Amendment Survey

#	SOMETHING OTHER THAN ENGLISH (PLEASE SPECIFY).	DATE
	There are no responses.	