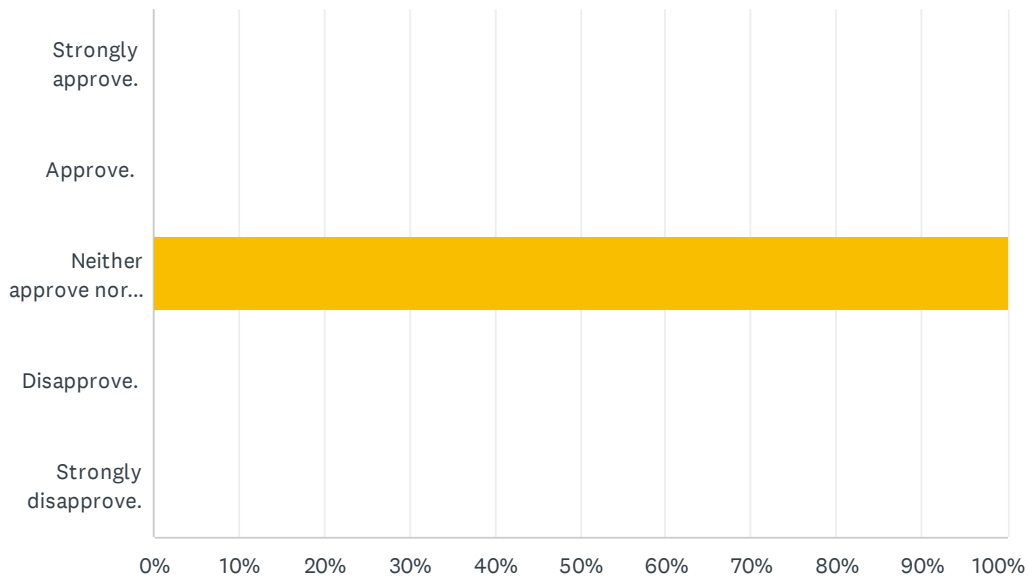


Q1 The City of Sartell is proposing to ADD a project to the APO's TIP. The City of Sartell is proposing to do planning and design work for an off-road trail facility connecting the facilities along the eastern side of Sartell (along Benton Drive and Benton CSAH 29) to the western side of the city (facilities being constructed as part of the Stearns CSAH 1 reconstruction and shared use path construction project). This project is slated to be funded using the newly created Carbon Reduction Program (CRP) developed as a result of the Infrastructure Investment and Jobs Act (IIJA). The estimated project cost is \$224,800 with \$179,800 coming from Federal funding and \$45,000 coming from local funding sources. How do you feel about this proposed change?

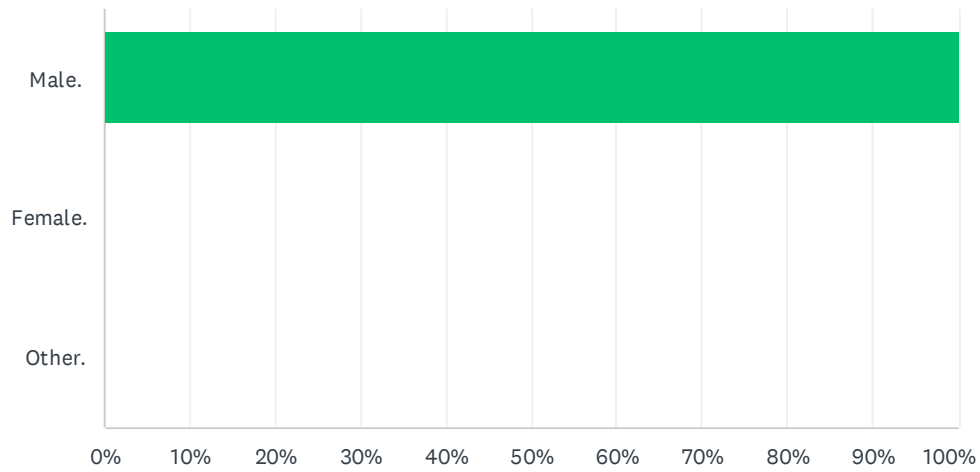
Answered: 1 Skipped: 0



ANSWER CHOICES	RESPONSES	
Strongly approve.	0.00%	0
Approve.	0.00%	0
Neither approve nor disapprove.	100.00%	1
Disapprove.	0.00%	0
Strongly disapprove.	0.00%	0
TOTAL		1

Q3 What is your gender?

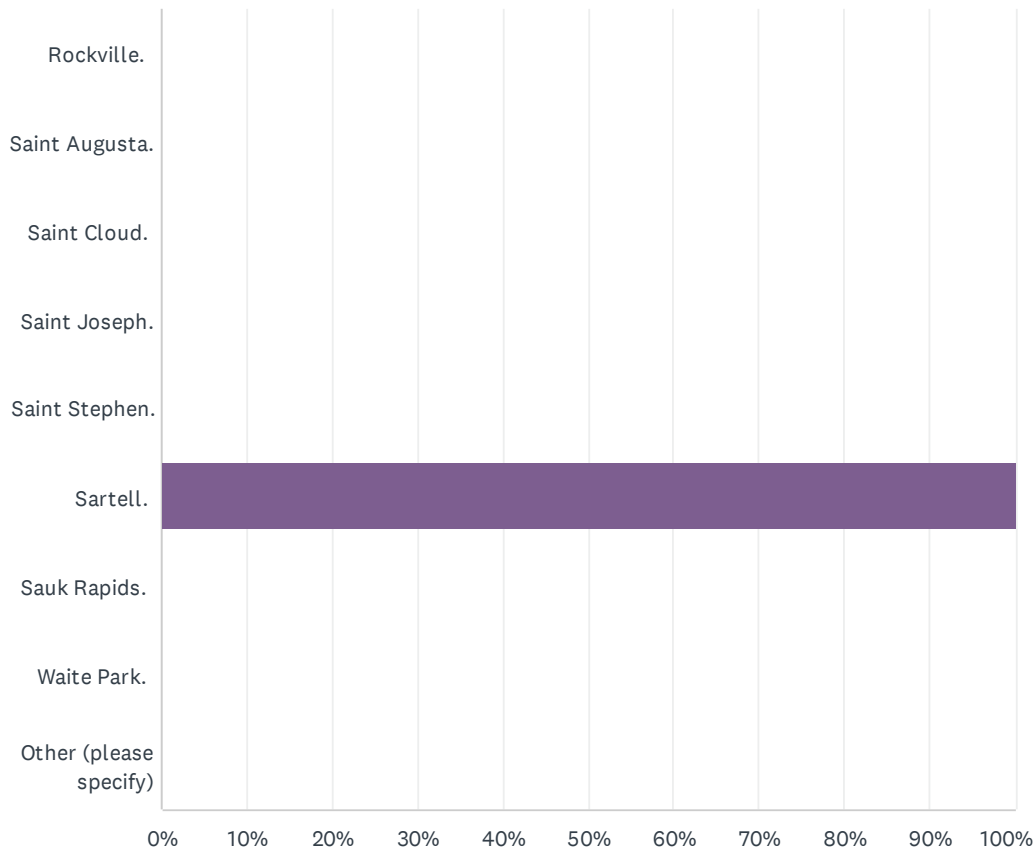
Answered: 1 Skipped: 0



ANSWER CHOICES	RESPONSES
Male.	100.00% 1
Female.	0.00% 0
Other.	0.00% 0
TOTAL	1

Q4 In what city do you reside?

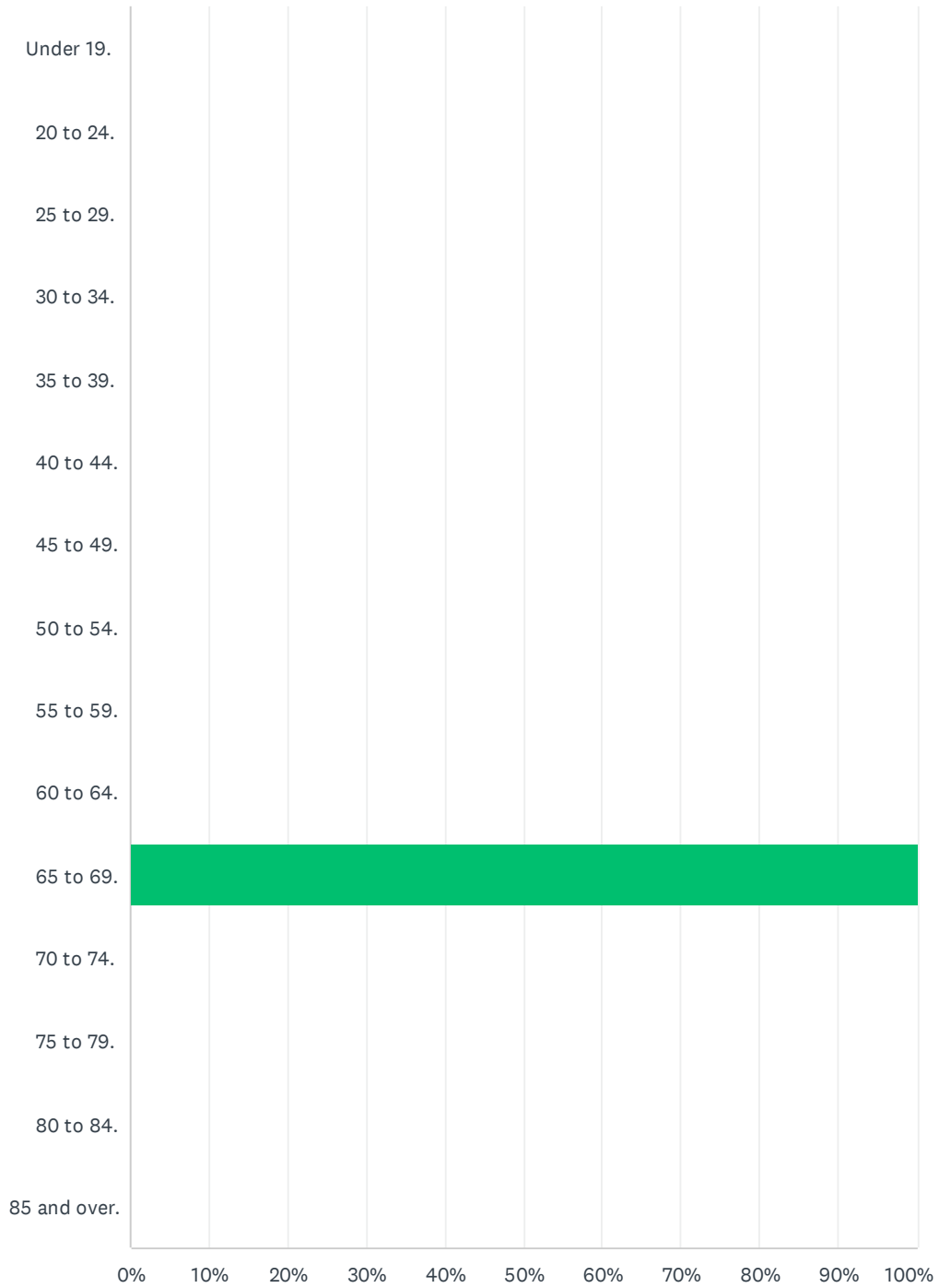
Answered: 1 Skipped: 0



ANSWER CHOICES	RESPONSES
Rockville.	0.00% 0
Saint Augusta.	0.00% 0
Saint Cloud.	0.00% 0
Saint Joseph.	0.00% 0
Saint Stephen.	0.00% 0
Sartell.	100.00% 1
Sauk Rapids.	0.00% 0
Waite Park.	0.00% 0
Other (please specify)	0.00% 0
TOTAL	1

Q5 What is your age?

Answered: 1 Skipped: 0

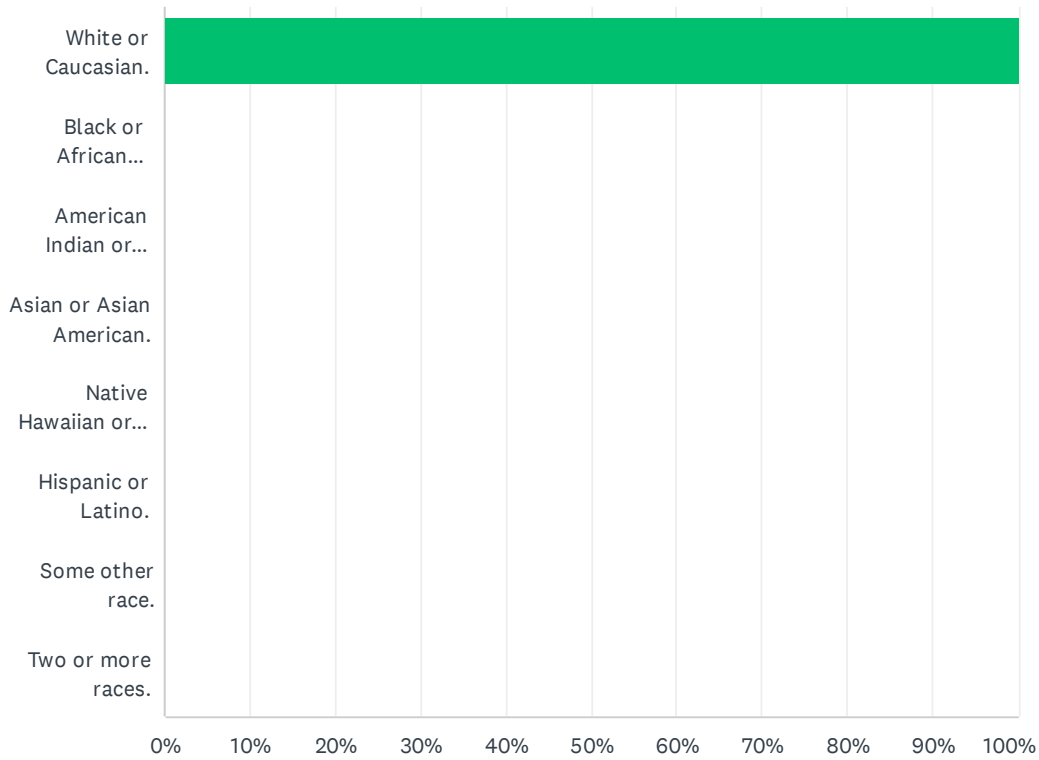


Transportation Improvement Program March - May 2023 Amendment Survey

ANSWER CHOICES	RESPONSES	
Under 19.	0.00%	0
20 to 24.	0.00%	0
25 to 29.	0.00%	0
30 to 34.	0.00%	0
35 to 39.	0.00%	0
40 to 44.	0.00%	0
45 to 49.	0.00%	0
50 to 54.	0.00%	0
55 to 59.	0.00%	0
60 to 64.	0.00%	0
65 to 69.	100.00%	1
70 to 74.	0.00%	0
75 to 79.	0.00%	0
80 to 84.	0.00%	0
85 and over.	0.00%	0
TOTAL		1

Q6 With what ethnicity do you most identify?

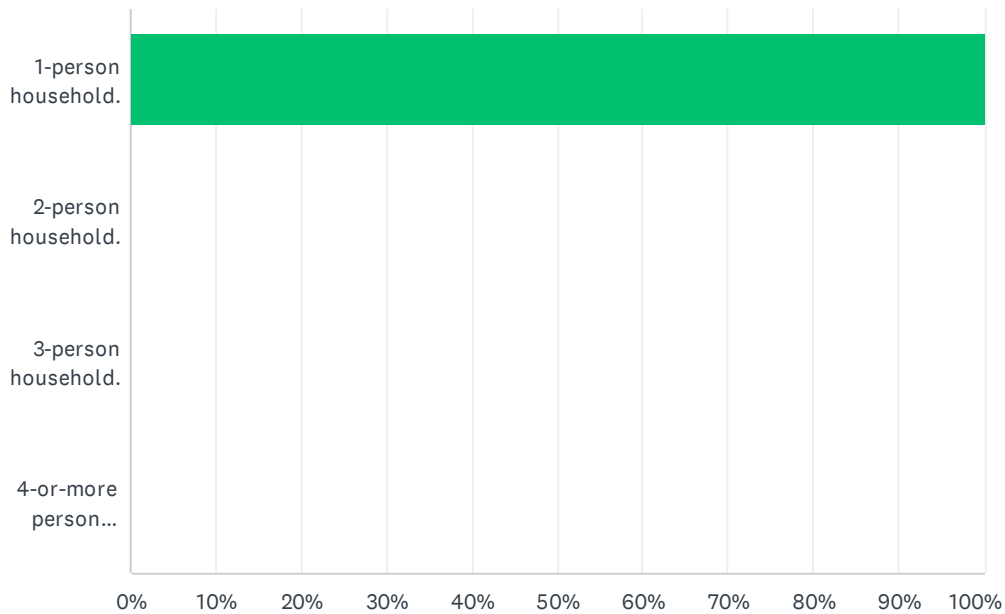
Answered: 1 Skipped: 0



ANSWER CHOICES	RESPONSES	
White or Caucasian.	100.00%	1
Black or African American.	0.00%	0
American Indian or Alaska Native.	0.00%	0
Asian or Asian American.	0.00%	0
Native Hawaiian or other Pacific Islander.	0.00%	0
Hispanic or Latino.	0.00%	0
Some other race.	0.00%	0
Two or more races.	0.00%	0
TOTAL		1

Q7 How many people live in your household?

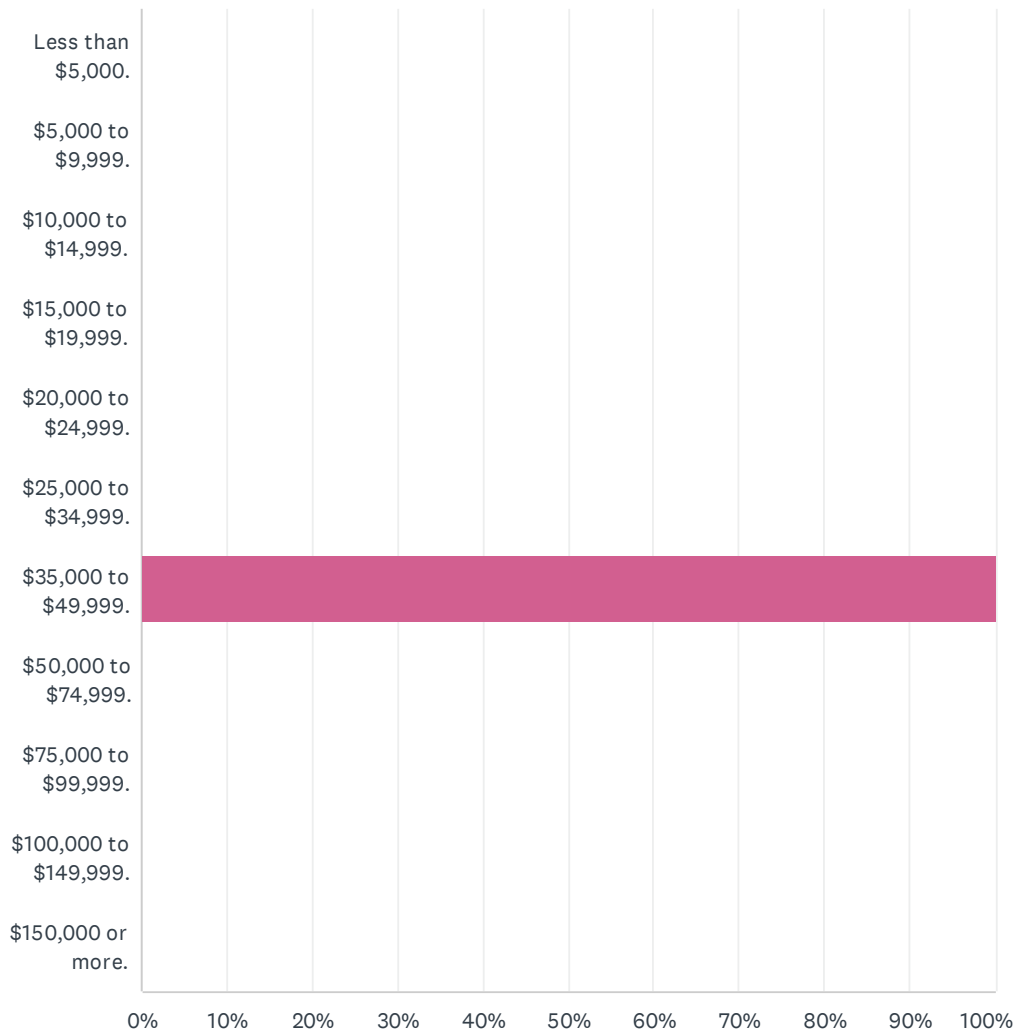
Answered: 1 Skipped: 0



ANSWER CHOICES	RESPONSES	
1-person household.	100.00%	1
2-person household.	0.00%	0
3-person household.	0.00%	0
4-or-more person household.	0.00%	0
TOTAL		1

Q8 What was your total household income last year?

Answered: 1 Skipped: 0

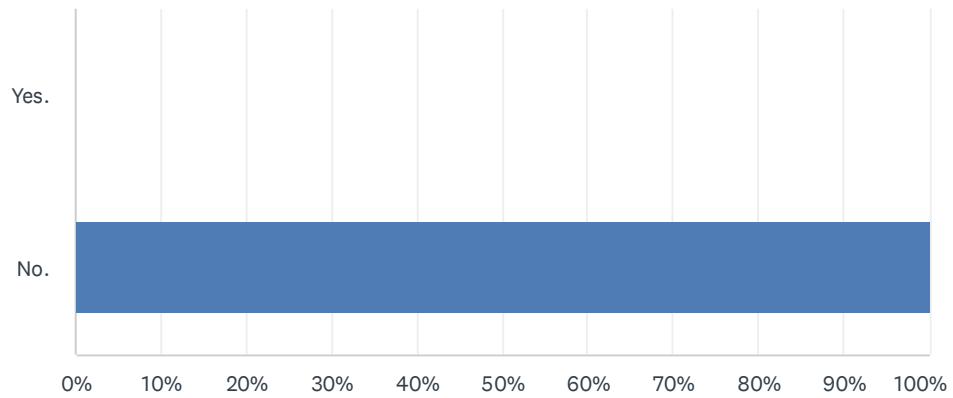


Transportation Improvement Program March - May 2023 Amendment Survey

ANSWER CHOICES	RESPONSES	
Less than \$5,000.	0.00%	0
\$5,000 to \$9,999.	0.00%	0
\$10,000 to \$14,999.	0.00%	0
\$15,000 to \$19,999.	0.00%	0
\$20,000 to \$24,999.	0.00%	0
\$25,000 to \$34,999.	0.00%	0
\$35,000 to \$49,999.	100.00%	1
\$50,000 to \$74,999.	0.00%	0
\$75,000 to \$99,999.	0.00%	0
\$100,000 to \$149,999.	0.00%	0
\$150,000 or more.	0.00%	0
TOTAL		1

Q9 Do you have a physical disability?

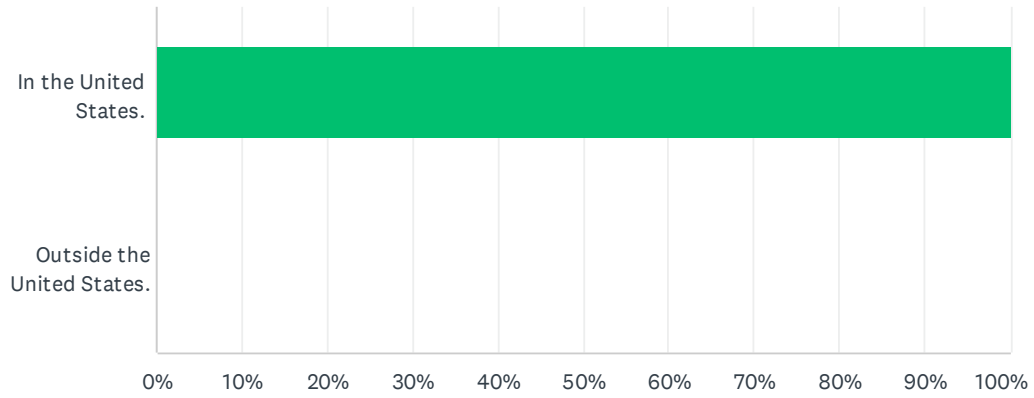
Answered: 1 Skipped: 0



ANSWER CHOICES	RESPONSES	
Yes.	0.00%	0
No.	100.00%	1
TOTAL		1

Q10 Where were you born?

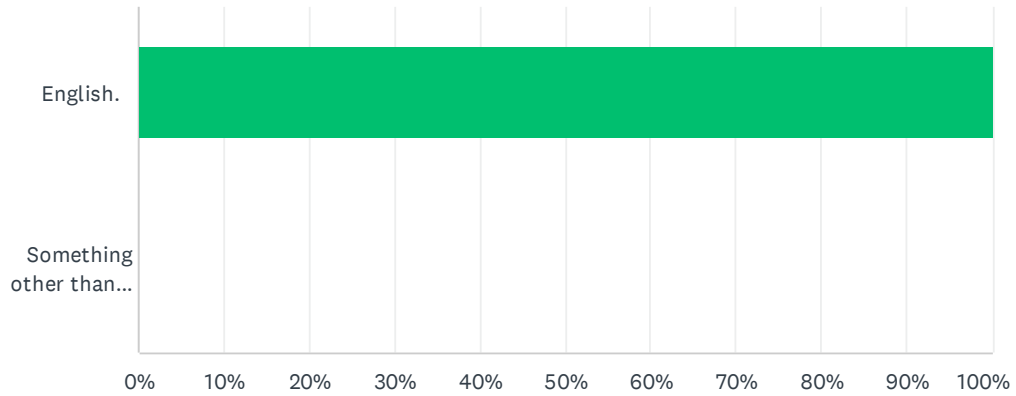
Answered: 1 Skipped: 0



ANSWER CHOICES	RESPONSES	
In the United States.	100.00%	1
Outside the United States.	0.00%	0
TOTAL		1

Q11 What is the primary language spoken in your home?

Answered: 1 Skipped: 0



ANSWER CHOICES	RESPONSES	
English.	100.00%	1
Something other than English (please specify).	0.00%	0
TOTAL		1