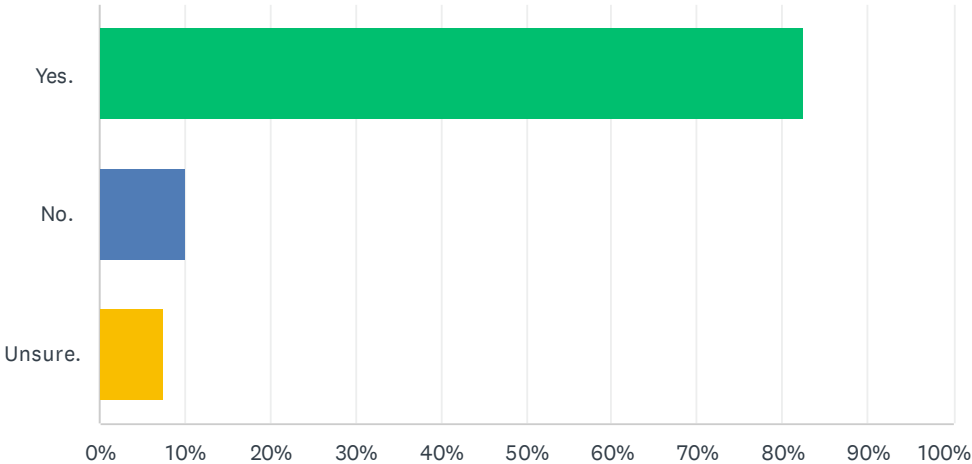


Q1 Should this theme remain a priority for the region?

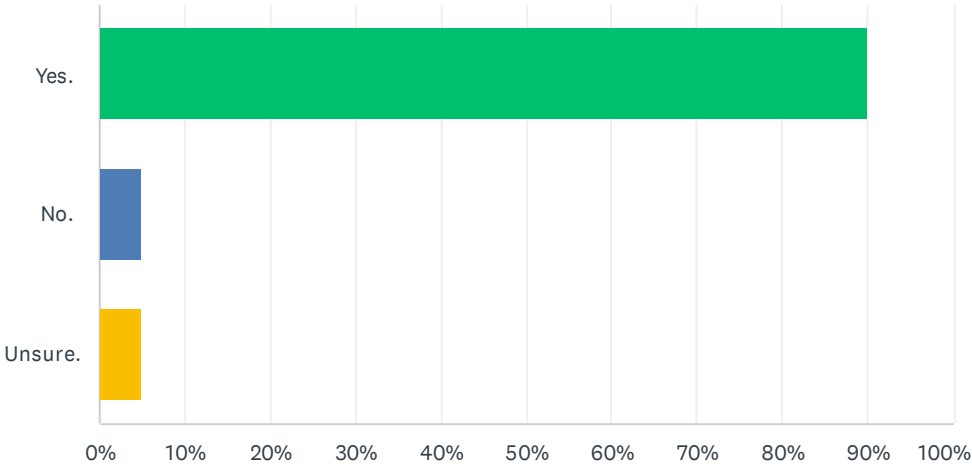
Answered: 80 Skipped: 0



ANSWER CHOICES	RESPONSES	
Yes.	82.50%	66
No.	10.00%	8
Unsure.	7.50%	6
TOTAL		80

Q2 Should this theme remain a priority for the region?

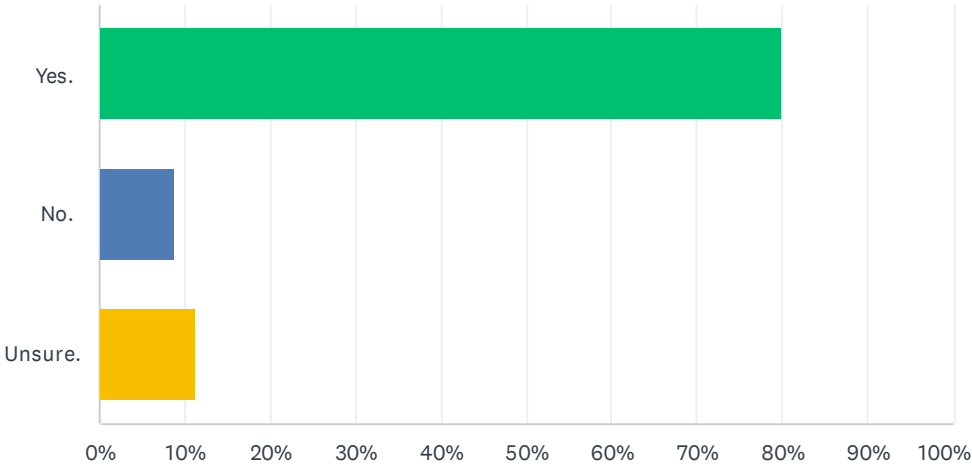
Answered: 80 Skipped: 0



ANSWER CHOICES	RESPONSES	
Yes.	90.00%	72
No.	5.00%	4
Unsure.	5.00%	4
TOTAL		80

Q3 Should this theme remain a priority for the region?

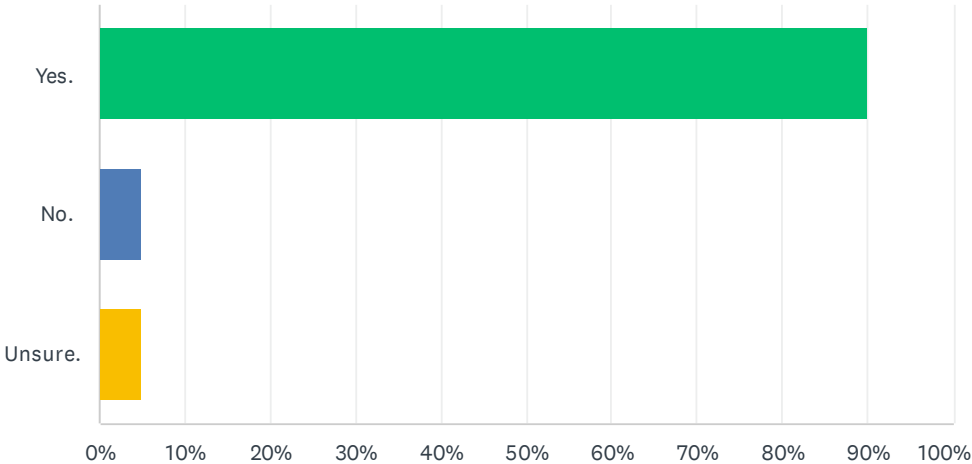
Answered: 80 Skipped: 0



ANSWER CHOICES	RESPONSES	
Yes.	80.00%	64
No.	8.75%	7
Unsure.	11.25%	9
TOTAL		80

Q4 Should this theme remain a priority for the region?

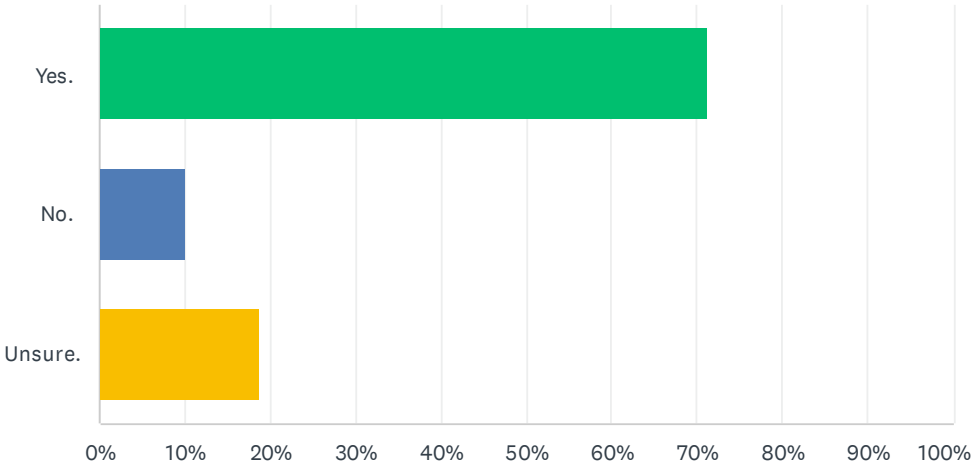
Answered: 80 Skipped: 0



ANSWER CHOICES	RESPONSES	
Yes.	90.00%	72
No.	5.00%	4
Unsure.	5.00%	4
TOTAL		80

Q5 Should this theme remain a priority for the region?

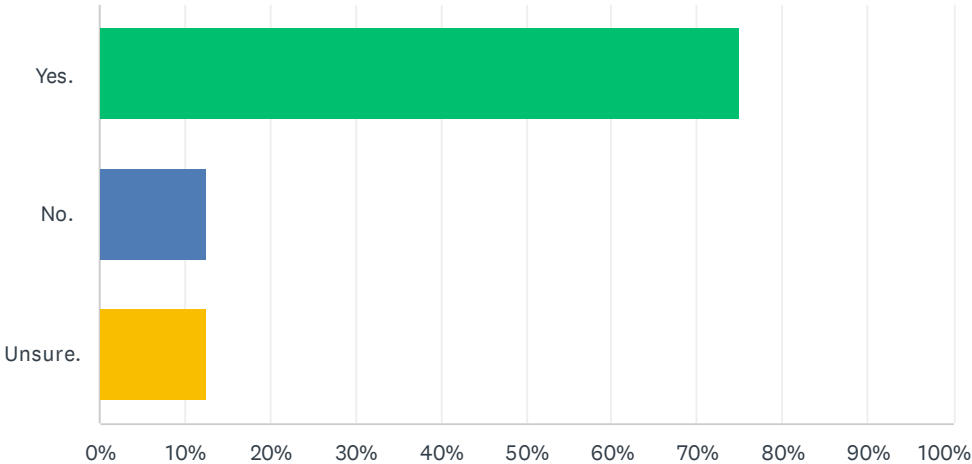
Answered: 80 Skipped: 0



ANSWER CHOICES	RESPONSES	
Yes.	71.25%	57
No.	10.00%	8
Unsure.	18.75%	15
TOTAL		80

Q6 Should this theme remain a priority for the region?

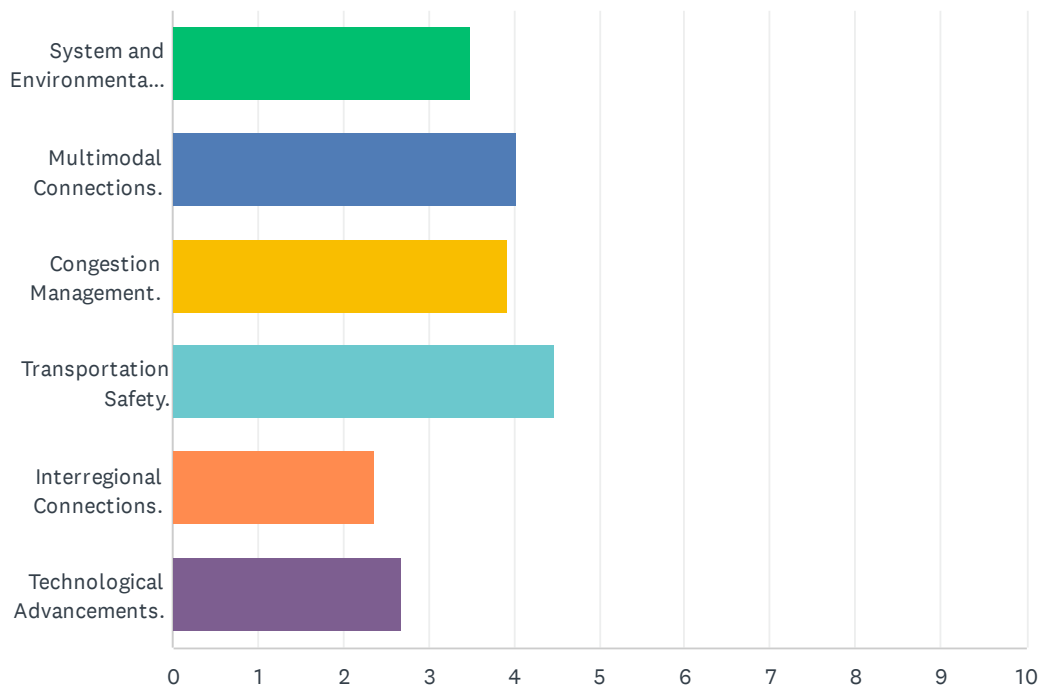
Answered: 80 Skipped: 0



ANSWER CHOICES	RESPONSES	
Yes.	75.00%	60
No.	12.50%	10
Unsure.	12.50%	10
TOTAL		80

Q7 With 1 being the highest/most important priority and 6 being the least important, please rank the following themes.

Answered: 78 Skipped: 2



	1	2	3	4	5	6	TOTAL	SCORE
System and Environmental Stewardship.	10.53% 8	21.05% 16	23.68% 18	13.16% 10	14.47% 11	17.11% 13	76	3.49
Multimodal Connections.	28.95% 22	13.16% 10	18.42% 14	18.42% 14	13.16% 10	7.89% 6	76	4.03
Congestion Management.	25.00% 19	22.37% 17	9.21% 7	21.05% 16	7.89% 6	14.47% 11	76	3.92
Transportation Safety.	32.47% 25	25.97% 20	14.29% 11	12.99% 10	11.69% 9	2.60% 2	77	4.47
Interregional Connections.	1.32% 1	3.95% 3	15.79% 12	22.37% 17	21.05% 16	35.53% 27	76	2.36
Technological Advancements.	1.28% 1	12.82% 10	19.23% 15	10.26% 8	33.33% 26	23.08% 18	78	2.69

Q8 As it pertains to the six proposed visioning themes, is there anything APO staff missed?

Answered: 37 Skipped: 43

#	RESPONSES	DATE
1	More roads	1/28/2023 10:59 PM
2	no	1/26/2023 1:24 PM
3	Transportation safety, ticketing speeders	1/26/2023 6:58 AM
4	NO	1/23/2023 12:57 PM
5	Nothing comes to mind.	1/21/2023 10:46 AM
6	N/A	1/20/2023 2:48 PM
7	No	1/20/2023 2:17 PM
8	No	1/20/2023 1:11 PM
9	need much better public transportation.... think Subway system connecting the outlying cities to St. Cloud with stops along the way	1/20/2023 9:43 AM
10	no	1/19/2023 4:23 PM
11	We need to utilize our river ... and as we do so, we will bring into our city tourism and visitors. So when planning for the future, we need to think like a regional hub - a destination center along the lines of Duluth. Bring people in Be ready to handle that influx Stop thinking like we have for the last few decades. St Cloud is not going back to the good old days. And as much as some would like to see us revert, we aren't and couldn't if we tried. Think differently	1/19/2023 7:40 AM
12	No	1/18/2023 8:12 AM
13	No	1/17/2023 3:12 PM
14	NO	1/17/2023 2:45 PM
15	NO	1/17/2023 2:39 PM
16	na	1/17/2023 2:34 PM
17	How about simple law enforcement to get incompetent drivers off the road? That will solve many of these issues.	1/16/2023 9:26 PM
18	Get the HWY 23 travelers, whose destination is not St. Cloud Area, out of town ASAP. Should be less than 10 years, not 30 years!	1/16/2023 4:51 PM
19	no	1/12/2023 1:27 PM
20	There should be a separate category for accessibility/adaptive for individuals who need assistive and/or adaptive equipment related to travel. It is too broad listed in the Multimodal Connections.	1/11/2023 9:54 AM
21	Don't create replacement wetlands that expose groundwater that was otherwise clean and pure. Don't create dead cattail wetlands like i94 creation did.	1/6/2023 7:42 PM
22	Lowering speed limits.	1/6/2023 2:58 PM
23	I think APO staff are doing a wonderful job of reviewing all the submissions and inquiries for future planning. Keep up the fantastic work! I love the roundabouts to help congestion in areas.	1/5/2023 8:51 AM
24	N/A	1/4/2023 4:10 PM
25	When is come to transportation in a mid-west metro/town access to regular reliable	1/2/2023 11:02 AM

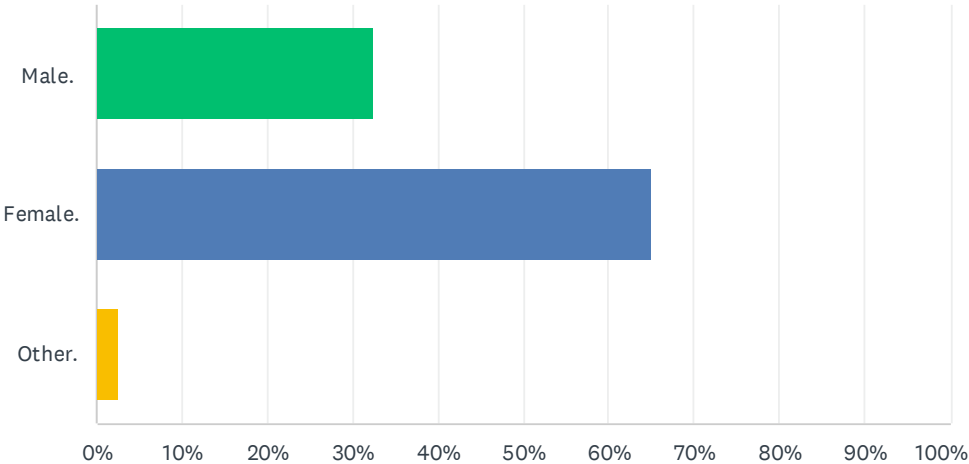
Looking Ahead 2050 Proposed Visioning Themes

transportation is key. Cold weather means that transportation option switch and the number of cold weather transportation options shrink. Is there any thought or mind set to adopting a cold weather "keep us moving" strategy?

26	no	12/22/2022 2:56 PM
27	no	12/21/2022 10:07 AM
28	the "what we heard" and "what the data says" are different beasts. the ideas contained in what we heard are silly, impractical or simply not feasible (since they haven't been done in years). which kind of made we wonder what the "priority" really is? kind of hard to get behind anything that poorly presented.	12/20/2022 12:53 PM
29	increasing bus routes in central MN	12/13/2022 2:50 PM
30	Please be ensuring that people with disabilities are involved in all stages of planning as transportation is one of the largest barriers to community, medical and employment access and accessibility.	12/12/2022 11:46 AM
31	No	12/11/2022 5:43 PM
32	Putting in overpasses on highway 10. Adding more lanes on highway 10 and I-94. Overpass on Railroads Noise barriers on land next to railroads. Getting traffic lights coordinated so traffic flows better.	12/9/2022 10:23 AM
33	N/A. I just want to emphasize the use of electric vehicles for local busing and other city and regional transportation.	12/8/2022 4:06 PM
34	Getting the lite rail to St Cloud, public transportation to the airport in MSP	12/8/2022 3:44 PM
35	Don't know what would be called but on co. Rd. 75, hwy/10/23/15 get rid of traffic lights with roundabouts, underpasses or interchanged, and local road connections in the 5 cities that make up the metro area.	12/8/2022 6:43 AM
36	Everywhere is within walking distance if you have the time; trying to walk across hwy 10 however, is likely to shorten the time you have left on this planet.	12/7/2022 7:28 PM
37	This area, all the APO member communities need a Master Bicycle/Ped Plan. A - Area P - PLANNING O - Organization If not you, who?	12/6/2022 10:21 AM

Q10 What is your gender?

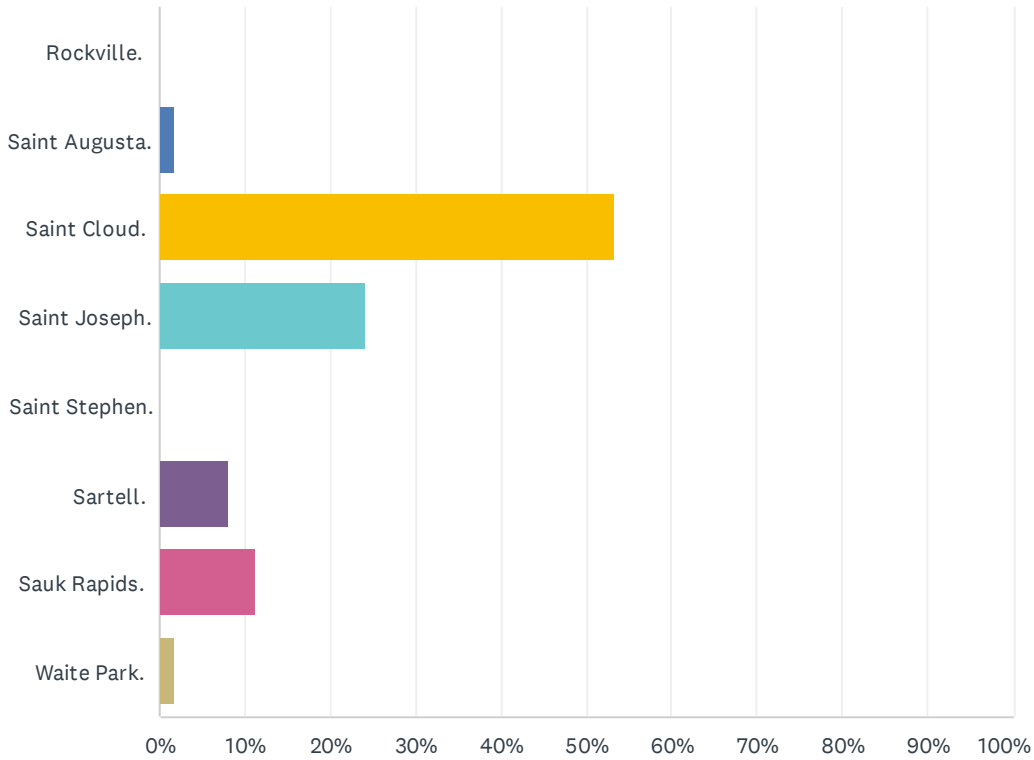
Answered: 77 Skipped: 3



ANSWER CHOICES	RESPONSES	
Male.	32.47%	25
Female.	64.94%	50
Other.	2.60%	2
TOTAL		77

Q11 In what city do you reside?

Answered: 62 Skipped: 18



ANSWER CHOICES	RESPONSES
Rockville.	0.00% 0
Saint Augusta.	1.61% 1
Saint Cloud.	53.23% 33
Saint Joseph.	24.19% 15
Saint Stephen.	0.00% 0
Sartell.	8.06% 5
Sauk Rapids.	11.29% 7
Waite Park.	1.61% 1
TOTAL	62

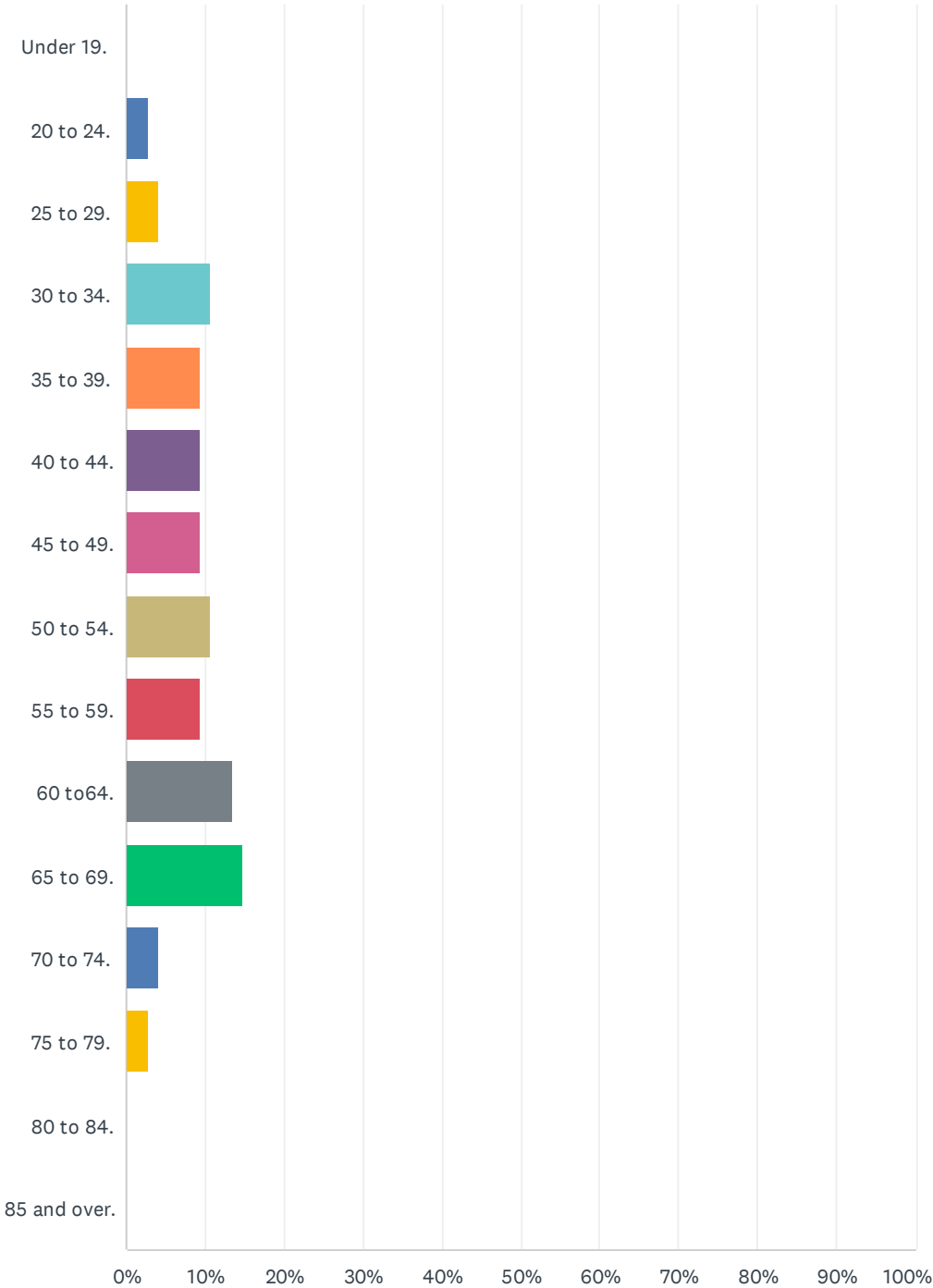
#	OTHER (PLEASE SPECIFY)	DATE
1	Eden Valley	1/26/2023 12:06 AM
2	Rice	1/20/2023 3:29 PM
3	Litchfield, work in St Cloud, Sauk Rapids, Sartell areas	1/20/2023 8:11 AM
4	Litchfield	1/19/2023 4:23 PM

Looking Ahead 2050 Proposed Visioning Themes

5	Rice	1/17/2023 2:45 PM
6	Bowlus	1/17/2023 2:35 PM
7	Maple Grove area	1/12/2023 1:27 PM
8	Big Lake	1/11/2023 9:54 AM
9	Twin cities	1/6/2023 8:47 PM
10	Little Falls	1/5/2023 9:15 AM
11	Foley (area near Sauk Rapids)	12/8/2022 11:41 AM
12	Usto live St. Cloud, live Grand Rapids now	12/8/2022 6:43 AM
13	Paynesville	12/7/2022 9:56 AM

Q12 What is your age?

Answered: 75 Skipped: 5

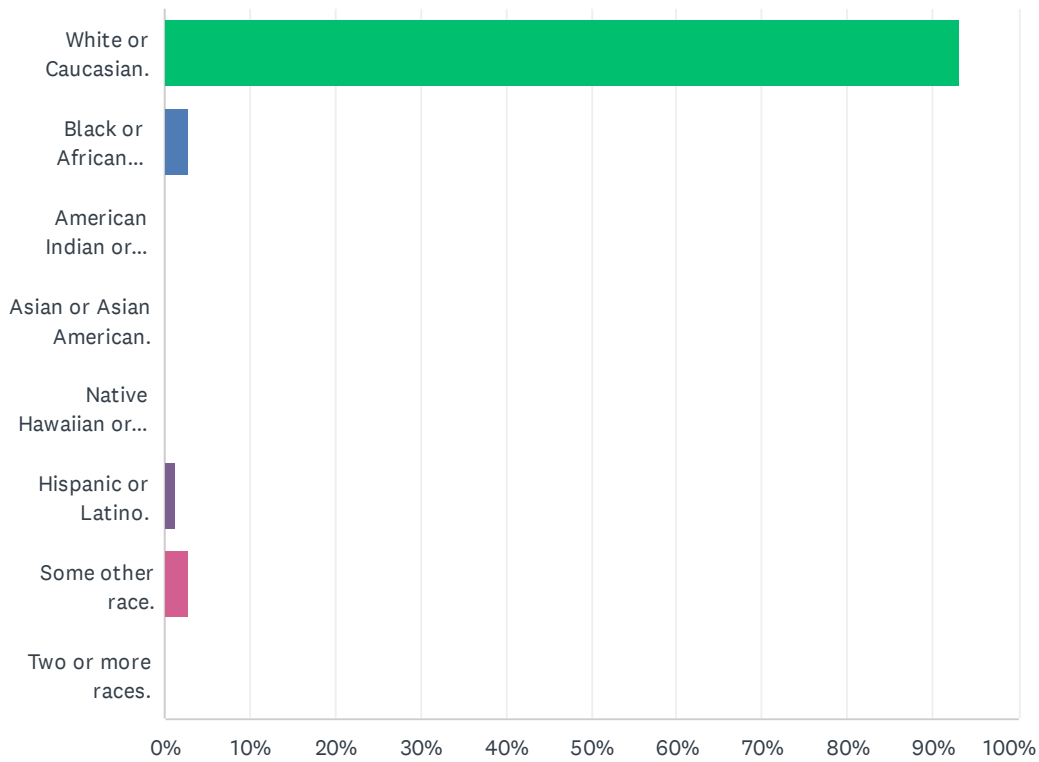


Looking Ahead 2050 Proposed Visioning Themes

ANSWER CHOICES	RESPONSES	
Under 19.	0.00%	0
20 to 24.	2.67%	2
25 to 29.	4.00%	3
30 to 34.	10.67%	8
35 to 39.	9.33%	7
40 to 44.	9.33%	7
45 to 49.	9.33%	7
50 to 54.	10.67%	8
55 to 59.	9.33%	7
60 to 64.	13.33%	10
65 to 69.	14.67%	11
70 to 74.	4.00%	3
75 to 79.	2.67%	2
80 to 84.	0.00%	0
85 and over.	0.00%	0
TOTAL		75

Q13 With what ethnicity do you most identify?

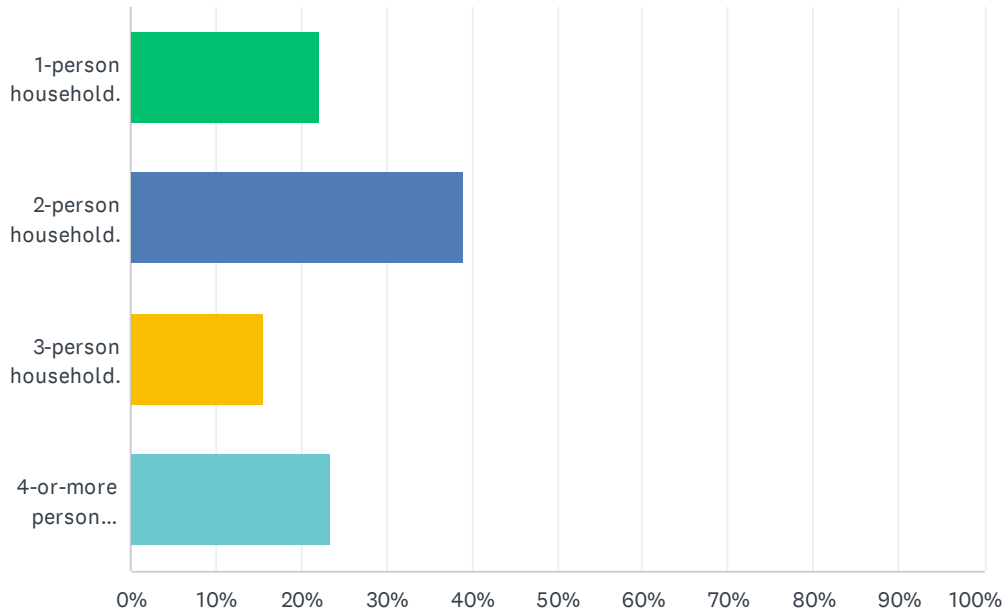
Answered: 74 Skipped: 6



ANSWER CHOICES	RESPONSES	
White or Caucasian.	93.24%	69
Black or African American.	2.70%	2
American Indian or Alaska Native.	0.00%	0
Asian or Asian American.	0.00%	0
Native Hawaiian or other Pacific Islander.	0.00%	0
Hispanic or Latino.	1.35%	1
Some other race.	2.70%	2
Two or more races.	0.00%	0
TOTAL		74

Q14 How many people live in your household?

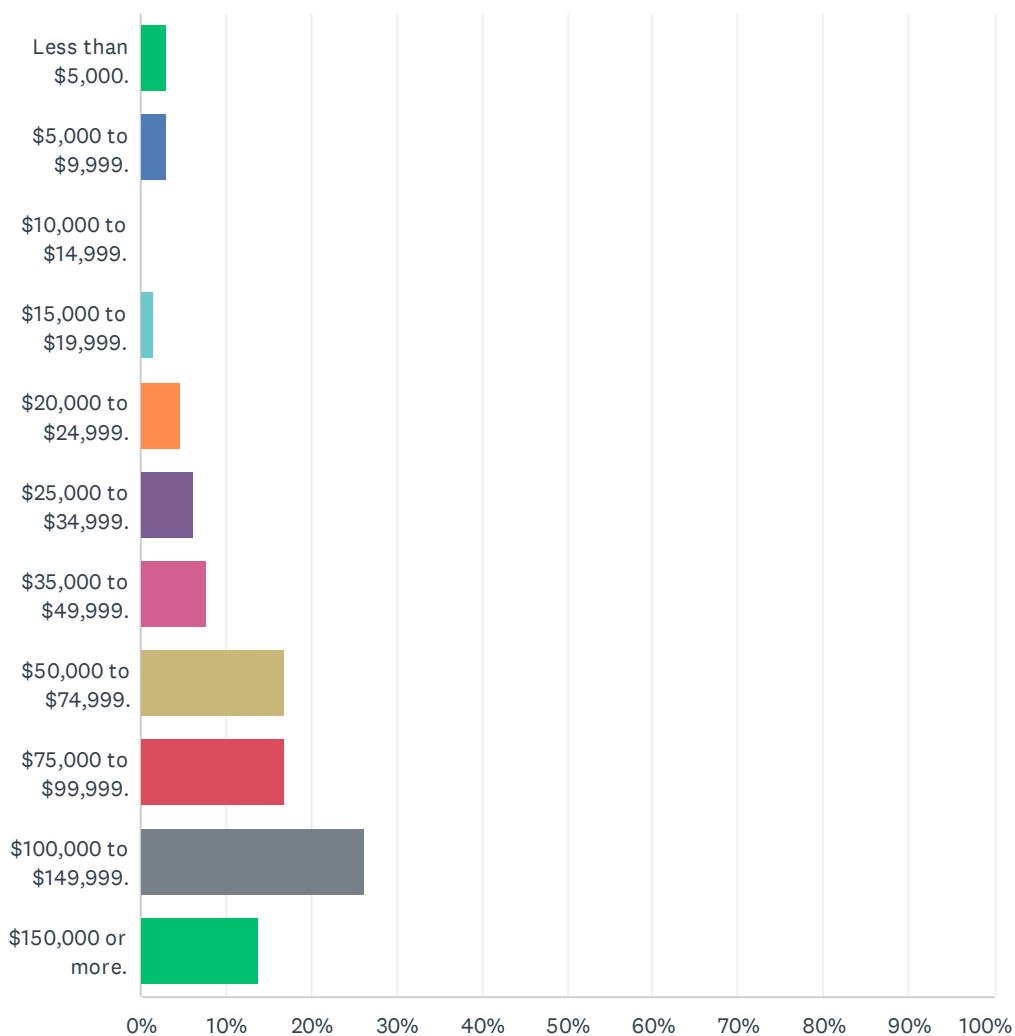
Answered: 77 Skipped: 3



ANSWER CHOICES	RESPONSES	
1-person household.	22.08%	17
2-person household.	38.96%	30
3-person household.	15.58%	12
4-or-more person household.	23.38%	18
TOTAL		77

Q15 What was your total household income last year?

Answered: 65 Skipped: 15

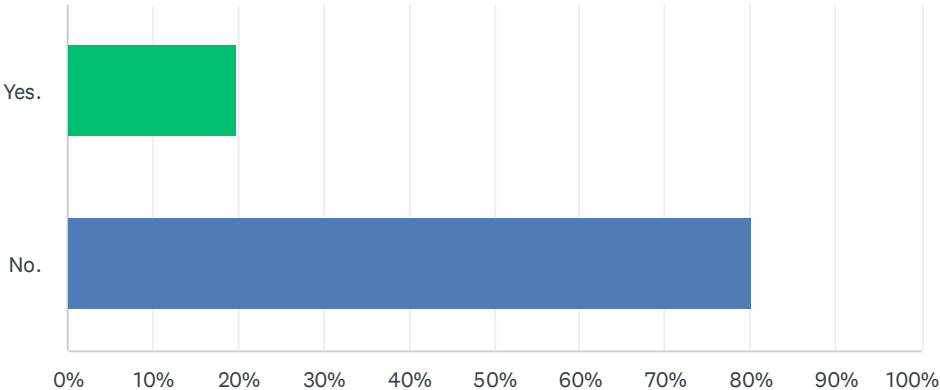


Looking Ahead 2050 Proposed Visioning Themes

ANSWER CHOICES	RESPONSES	
Less than \$5,000.	3.08%	2
\$5,000 to \$9,999.	3.08%	2
\$10,000 to \$14,999.	0.00%	0
\$15,000 to \$19,999.	1.54%	1
\$20,000 to \$24,999.	4.62%	3
\$25,000 to \$34,999.	6.15%	4
\$35,000 to \$49,999.	7.69%	5
\$50,000 to \$74,999.	16.92%	11
\$75,000 to \$99,999.	16.92%	11
\$100,000 to \$149,999.	26.15%	17
\$150,000 or more.	13.85%	9
TOTAL		65

Q16 Do you have a physical disability?

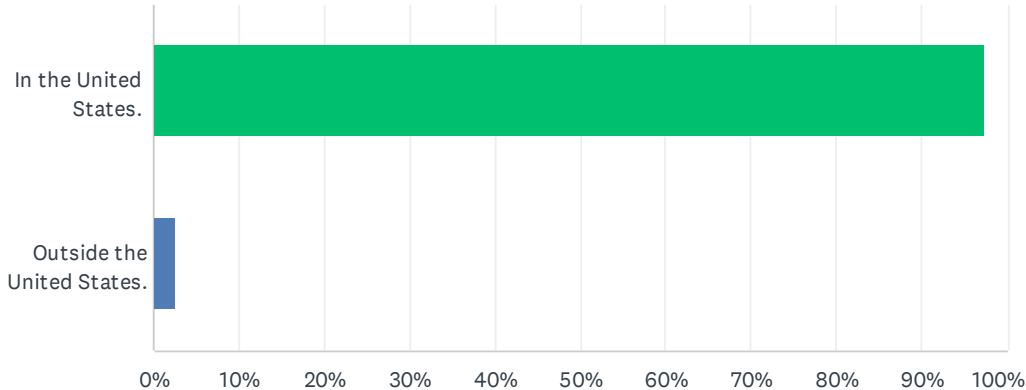
Answered: 76 Skipped: 4



ANSWER CHOICES	RESPONSES	
Yes.	19.74%	15
No.	80.26%	61
TOTAL		76

Q17 Where were you born?

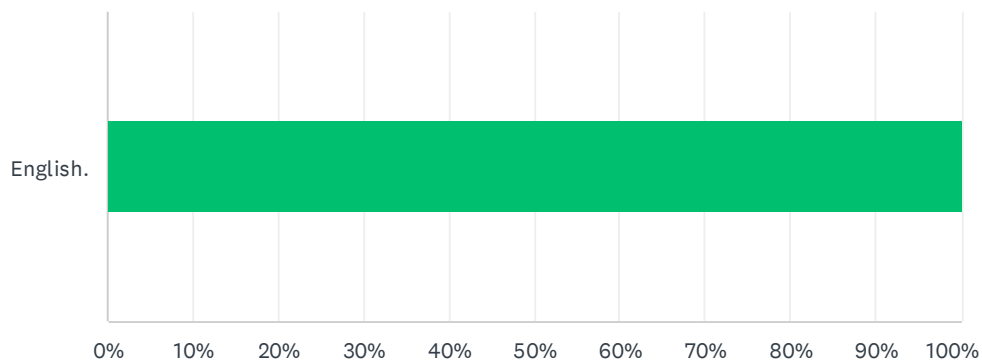
Answered: 76 Skipped: 4



ANSWER CHOICES	RESPONSES	
In the United States.	97.37%	74
Outside the United States.	2.63%	2
TOTAL		76

Q18 What is the primary language spoken in your home?

Answered: 73 Skipped: 7



ANSWER CHOICES	RESPONSES
English.	100.00% 73
TOTAL	73

#	SOMETHING OTHER THAN ENGLISH (PLEASE SPECIFY).	DATE
1	Somali	1/4/2023 4:10 PM
2	English and Portuguese	12/21/2022 7:53 PM