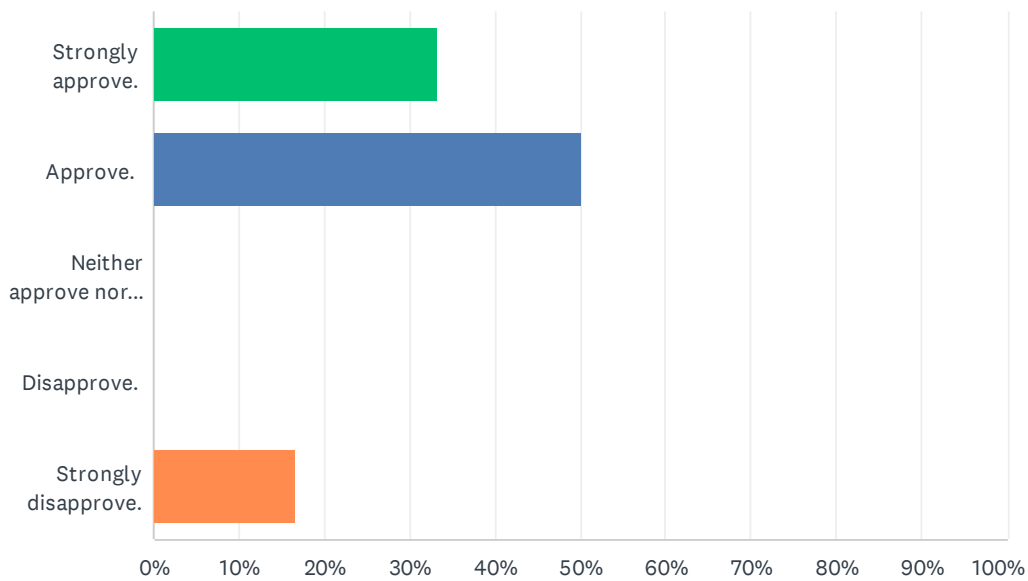


Q1 In fiscal year 2022, Saint Cloud Metro Bus is planning on purchasing three replacement Dial-A-Ride buses. However, due to vendor supply issues and increases in production costs, the estimated cost to purchase these vehicles has INCREASED from \$717,000 to \$786,000. In addition, the original cost split (80% Federal, 10% state, and 10% Metro Bus) has changed (now an 85% Federal, 5% state, and 10% Metro Bus). Metro Bus will now be responsible for \$78,600 instead of the \$71,700. How do you feel about this proposed change?

Answered: 6 Skipped: 0

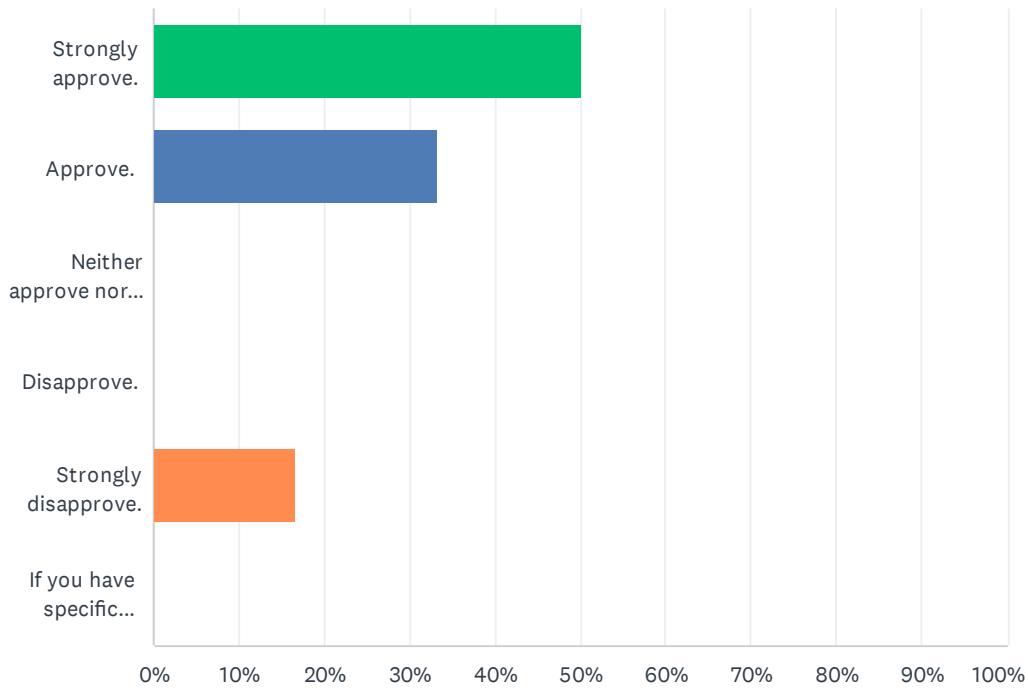


ANSWER CHOICES	RESPONSES
Strongly approve.	33.33% 2
Approve.	50.00% 3
Neither approve nor disapprove.	0.00% 0
Disapprove.	0.00% 0
Strongly disapprove.	16.67% 1
TOTAL	6

#	IF YOU HAVE SPECIFIC COMMENTS, YOU MAY TYPE THEM IN BELOW.	DATE
1	Dial a Ride is an important community service	4/6/2022 3:49 PM

Q2 In fiscal year 2022, WACOSA is planning on purchasing a replacement bus. However, due to vendor supply issues and increases in production costs, the estimated cost to purchase this vehicle has INCREASED from \$93,000 to \$128,000. WACOSA will now be responsible for coming up with an additional \$7,000 to cover the local match (increasing from \$18,600 to \$25,600) for this Federal grant. How do you feel about this proposed change?

Answered: 6 Skipped: 0

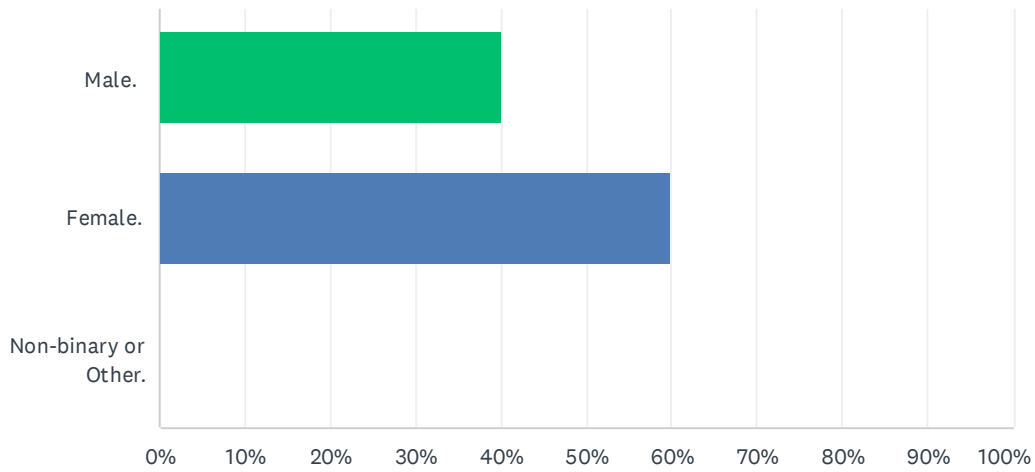


ANSWER CHOICES	RESPONSES	
Strongly approve.	50.00%	3
Approve.	33.33%	2
Neither approve nor disapprove.	0.00%	0
Disapprove.	0.00%	0
Strongly disapprove.	16.67%	1
If you have specific comments, you may type them in below.	0.00%	0
TOTAL		6

#	IF YOU HAVE SPECIFIC COMMENTS, YOU MAY TYPE THEM IN BELOW.	DATE
	There are no responses.	

Q4 What is your gender?

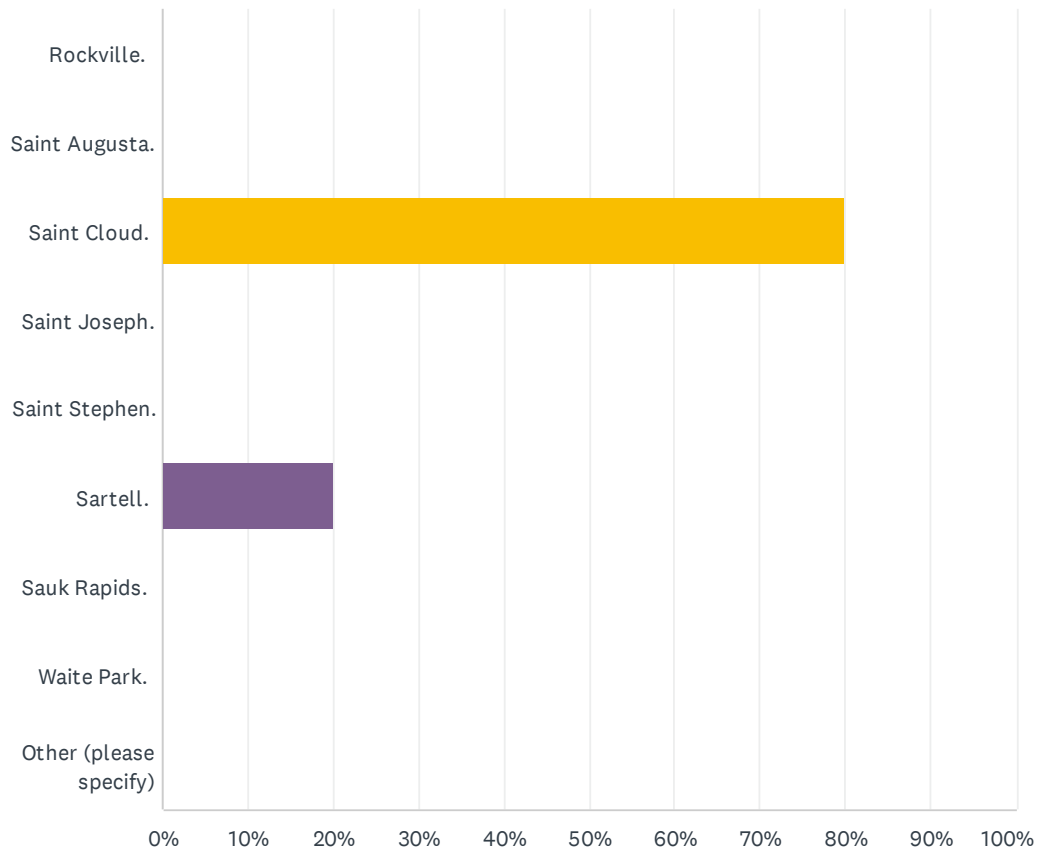
Answered: 5 Skipped: 1



ANSWER CHOICES	RESPONSES
Male.	40.00% 2
Female.	60.00% 3
Non-binary or Other.	0.00% 0
TOTAL	5

Q5 In what city do you reside?

Answered: 5 Skipped: 1

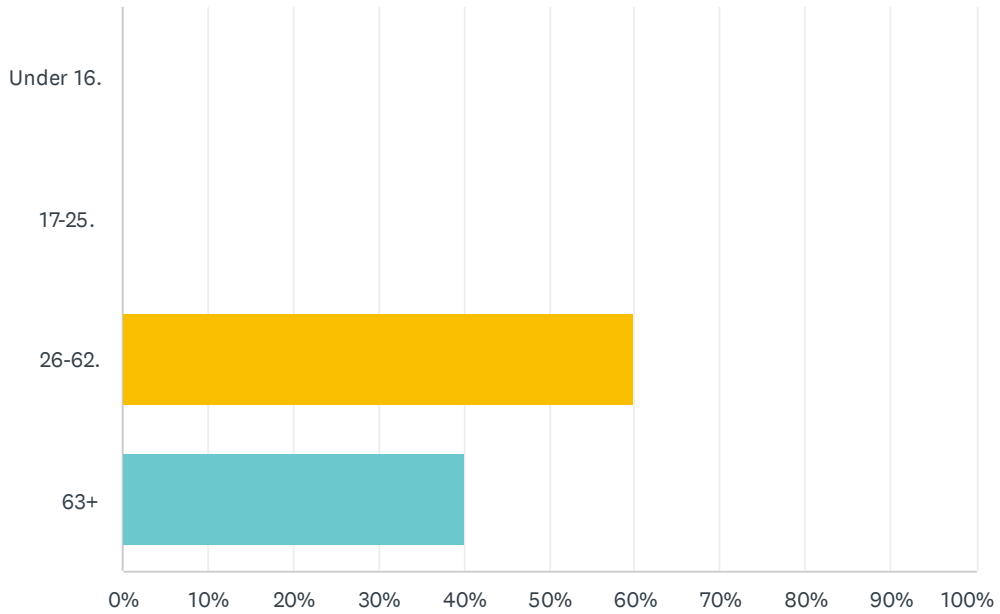


ANSWER CHOICES	RESPONSES
Rockville.	0.00% 0
Saint Augusta.	0.00% 0
Saint Cloud.	80.00% 4
Saint Joseph.	0.00% 0
Saint Stephen.	0.00% 0
Sartell.	20.00% 1
Sauk Rapids.	0.00% 0
Waite Park.	0.00% 0
Other (please specify)	0.00% 0
TOTAL	5

#	OTHER (PLEASE SPECIFY)	DATE
	There are no responses.	

Q6 What is your age?

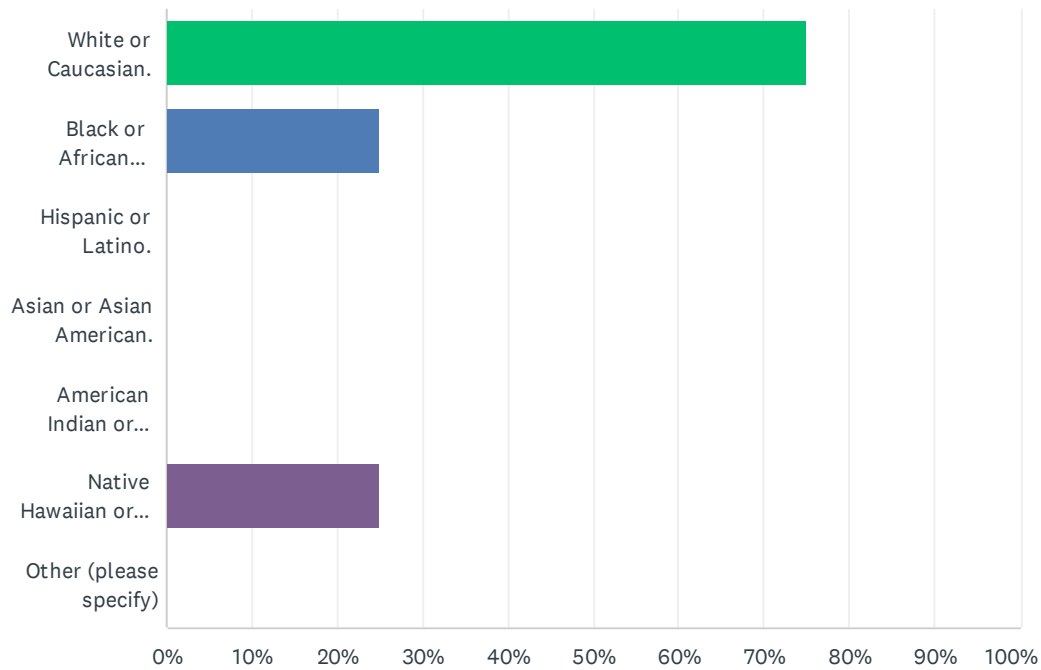
Answered: 5 Skipped: 1



ANSWER CHOICES	RESPONSES
Under 16.	0.00% 0
17-25.	0.00% 0
26-62.	60.00% 3
63+	40.00% 2
TOTAL	5

Q7 With what ethnicity do you most identify? Pick all that apply

Answered: 4 Skipped: 2

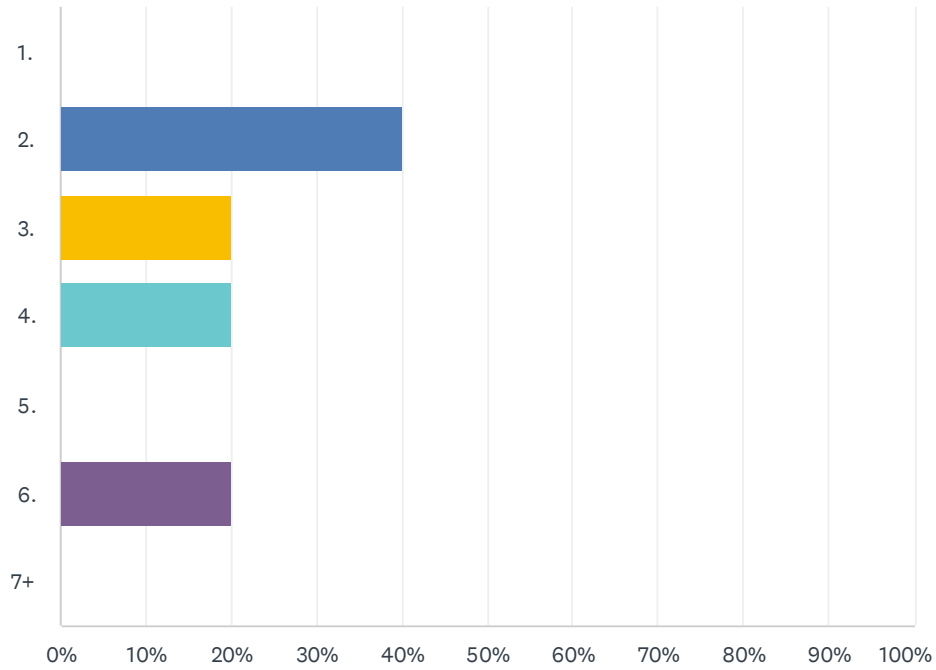


ANSWER CHOICES	RESPONSES	
White or Caucasian.	75.00%	3
Black or African American.	25.00%	1
Hispanic or Latino.	0.00%	0
Asian or Asian American.	0.00%	0
American Indian or Alaska Native.	0.00%	0
Native Hawaiian or other Pacific Islander.	25.00%	1
Other (please specify)	0.00%	0
Total Respondents: 4		

#	OTHER (PLEASE SPECIFY)	DATE
	There are no responses.	

Q8 How many people live in your household?

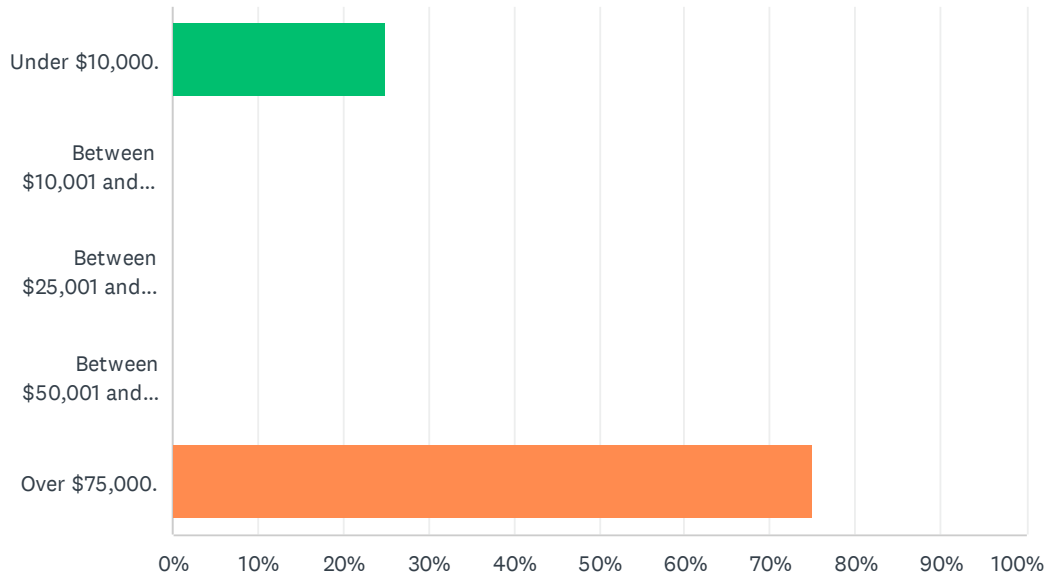
Answered: 5 Skipped: 1



ANSWER CHOICES	RESPONSES	
1.	0.00%	0
2.	40.00%	2
3.	20.00%	1
4.	20.00%	1
5.	0.00%	0
6.	20.00%	1
7+	0.00%	0
TOTAL		5

Q9 What was your total household income last year?

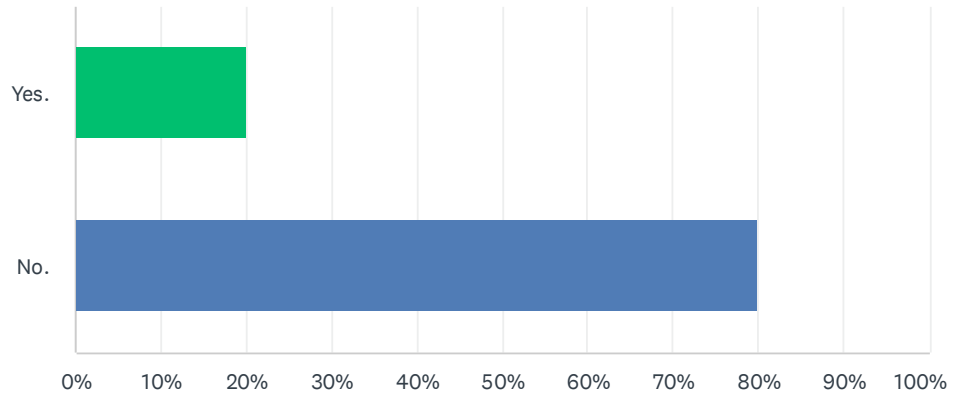
Answered: 4 Skipped: 2



ANSWER CHOICES	RESPONSES	
Under \$10,000.	25.00%	1
Between \$10,001 and \$25,000.	0.00%	0
Between \$25,001 and \$50,000.	0.00%	0
Between \$50,001 and \$75,000.	0.00%	0
Over \$75,000.	75.00%	3
TOTAL		4

Q10 Do you have a physical disability?

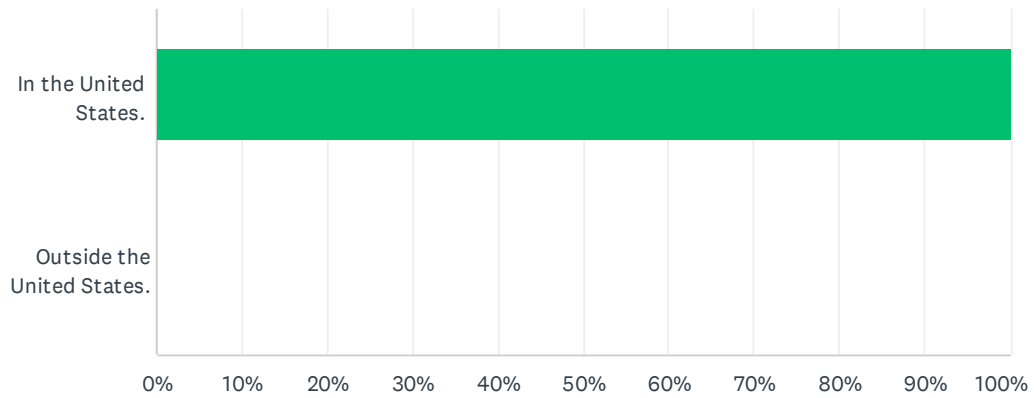
Answered: 5 Skipped: 1



ANSWER CHOICES	RESPONSES	
Yes.	20.00%	1
No.	80.00%	4
TOTAL		5

Q11 Where were you born?

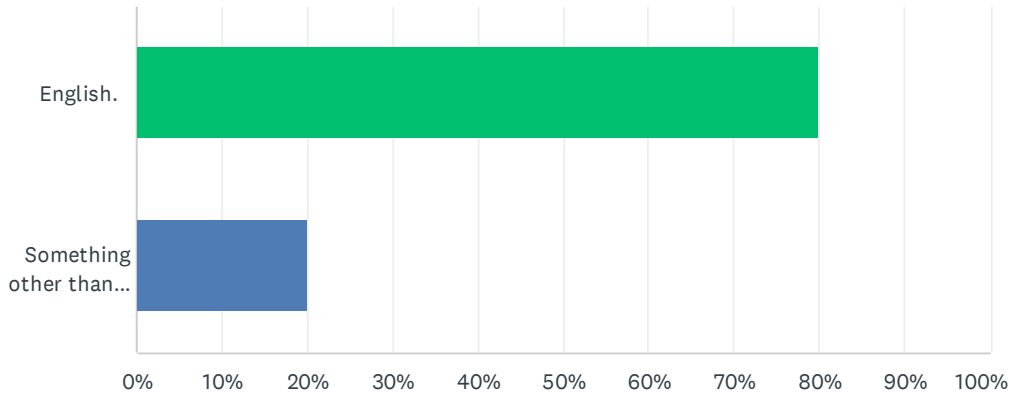
Answered: 5 Skipped: 1



ANSWER CHOICES	RESPONSES	
In the United States.	100.00%	5
Outside the United States.	0.00%	0
TOTAL		5

Q12 What is the primary language spoken in your home?

Answered: 5 Skipped: 1



ANSWER CHOICES	RESPONSES	
English.	80.00%	4
Something other than English.	20.00%	1
TOTAL		5