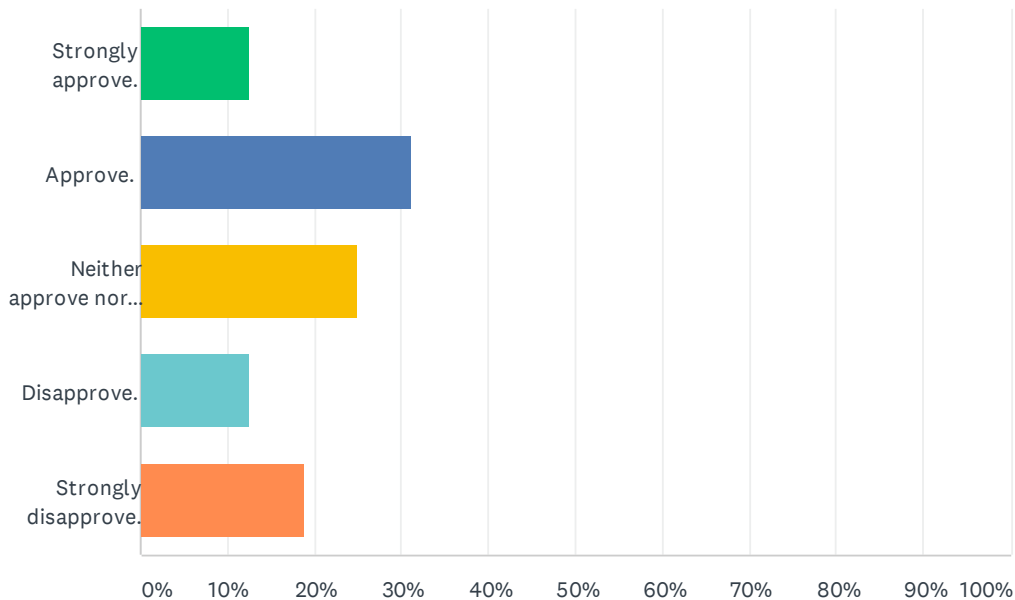


Q1 The City of Saint Cloud is proposing to increase the combined 2021 project cost of the reconstruction and multimodal improvements along County Road 136/Oak Grove Road SW. The two projects were originally estimated to cost approximately \$2.4 million (\$1,870,000 for the roadway reconstruction and \$530,000 for the multimodal improvements). However, the most recent cost estimates indicate the combined project cost will INCREASE to \$3,737,360 (\$3,200,817 for the roadway reconstruction and \$536,543 for the multimodal improvements). Federal funding for these projects was capped at \$1,393,482 (combined) prior to the proposed increase. This means any additional funding needed to complete these projects will be the responsibility of the City. As a result, the City of Saint Cloud is looking to INCREASE its local match for both projects from a combined \$1,006,518 to \$2,343,878. How do you feel about this proposed change?

Answered: 16 Skipped: 0



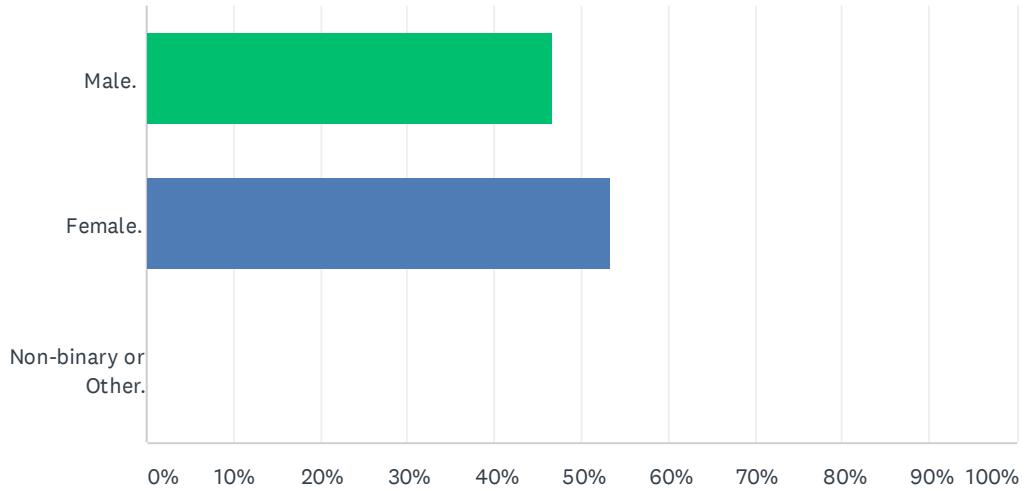
ANSWER CHOICES	RESPONSES
Strongly approve.	12.50% 2
Approve.	31.25% 5
Neither approve nor disapprove.	25.00% 4
Disapprove.	12.50% 2
Strongly disapprove.	18.75% 3
TOTAL	16

Q2 If you would like to be kept informed about the Transportation Improvement Program (TIP) or other APO planning activities, please enter your email below. The APO DOES NOT sell or provide your personal information to anyone else, ever.

Answered: 7 Skipped: 9

Q3 What is your gender?

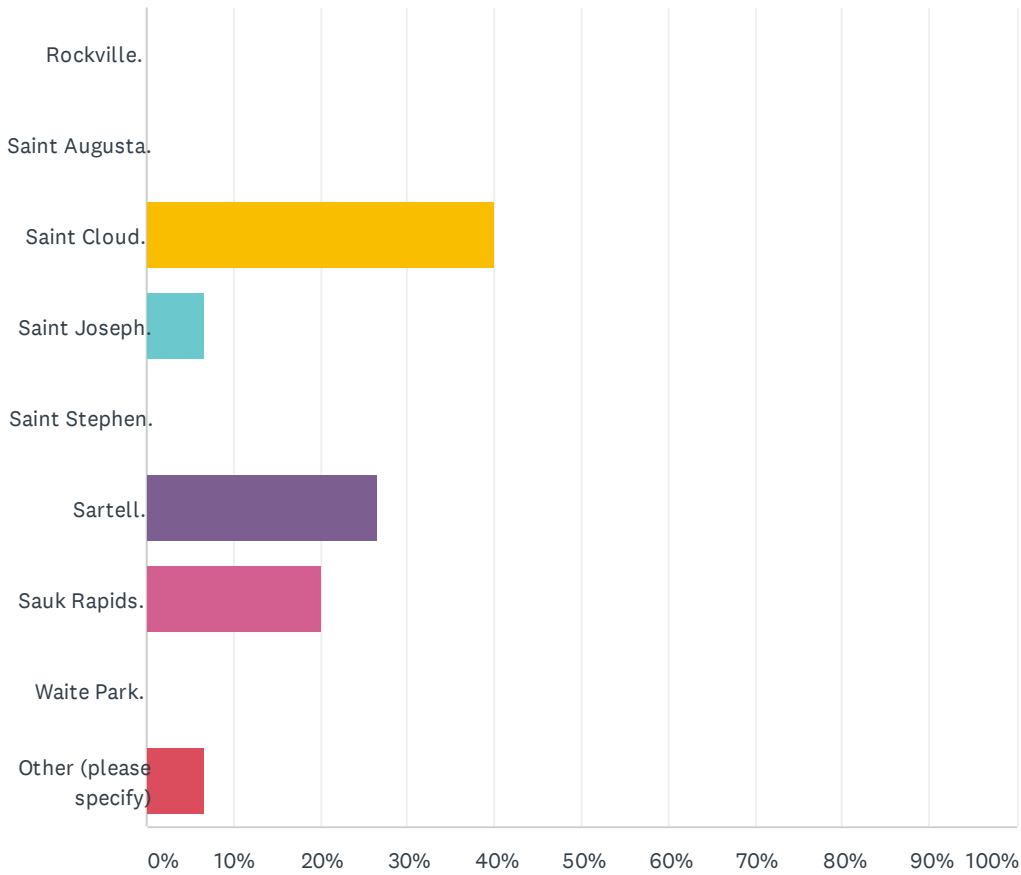
Answered: 15 Skipped: 1



ANSWER CHOICES	RESPONSES
Male.	46.67% 7
Female.	53.33% 8
Non-binary or Other.	0.00% 0
TOTAL	15

Q4 In what city do you reside?

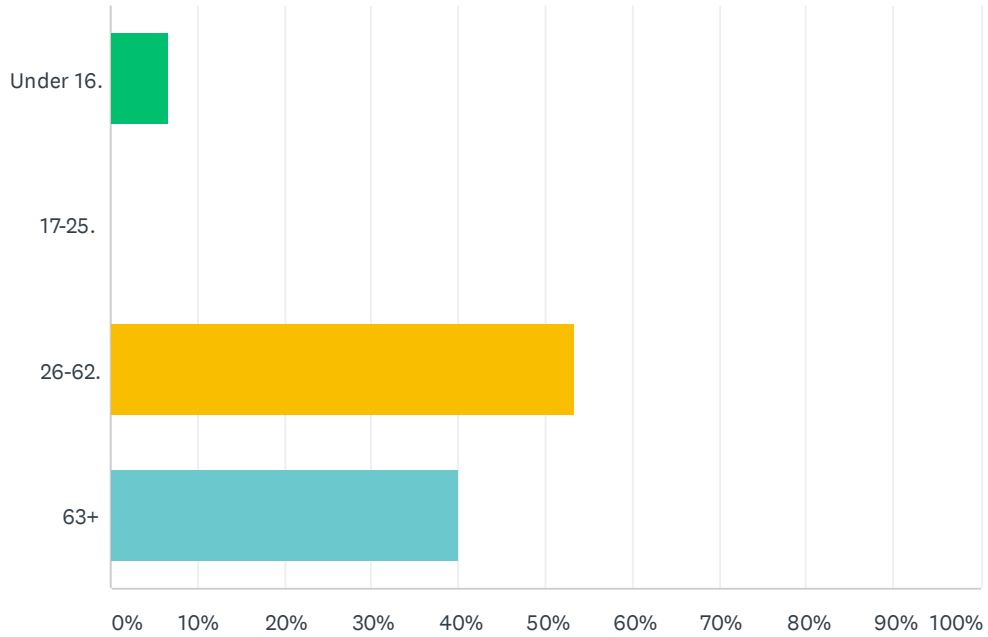
Answered: 15 Skipped: 1



ANSWER CHOICES	RESPONSES	
Rockville.	0.00%	0
Saint Augusta.	0.00%	0
Saint Cloud.	40.00%	6
Saint Joseph.	6.67%	1
Saint Stephen.	0.00%	0
Sartell.	26.67%	4
Sauk Rapids.	20.00%	3
Waite Park.	0.00%	0
Other (please specify)	6.67%	1
TOTAL		15

Q5 What is your age?

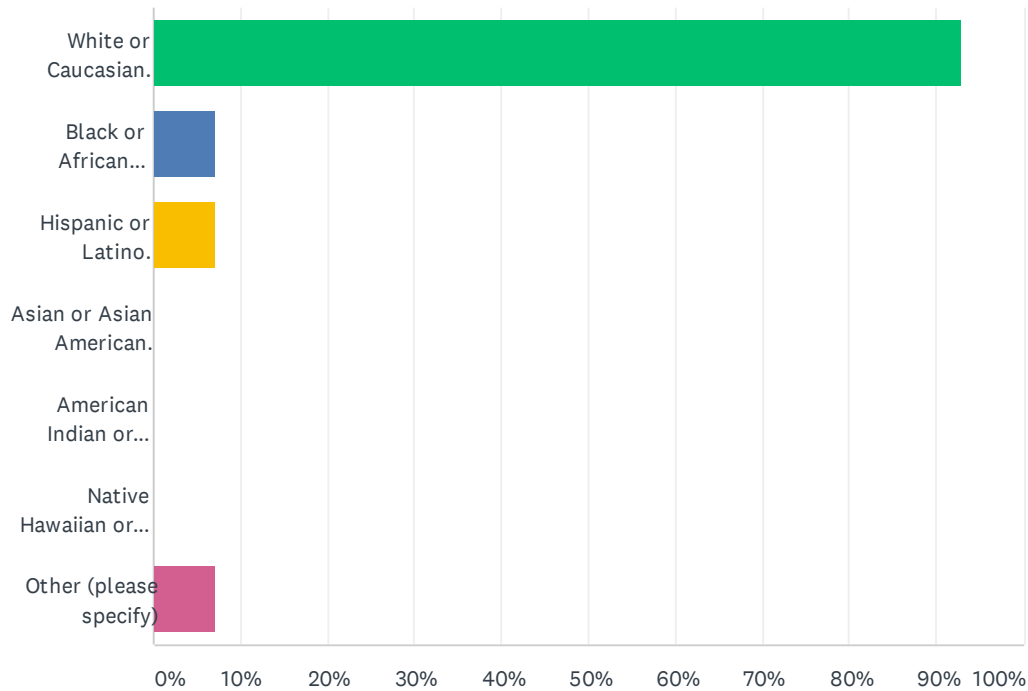
Answered: 15 Skipped: 1



ANSWER CHOICES	RESPONSES
Under 16.	6.67% 1
17-25.	0.00% 0
26-62.	53.33% 8
63+	40.00% 6
TOTAL	15

Q6 With what ethnicity do you most identify? Pick all that apply

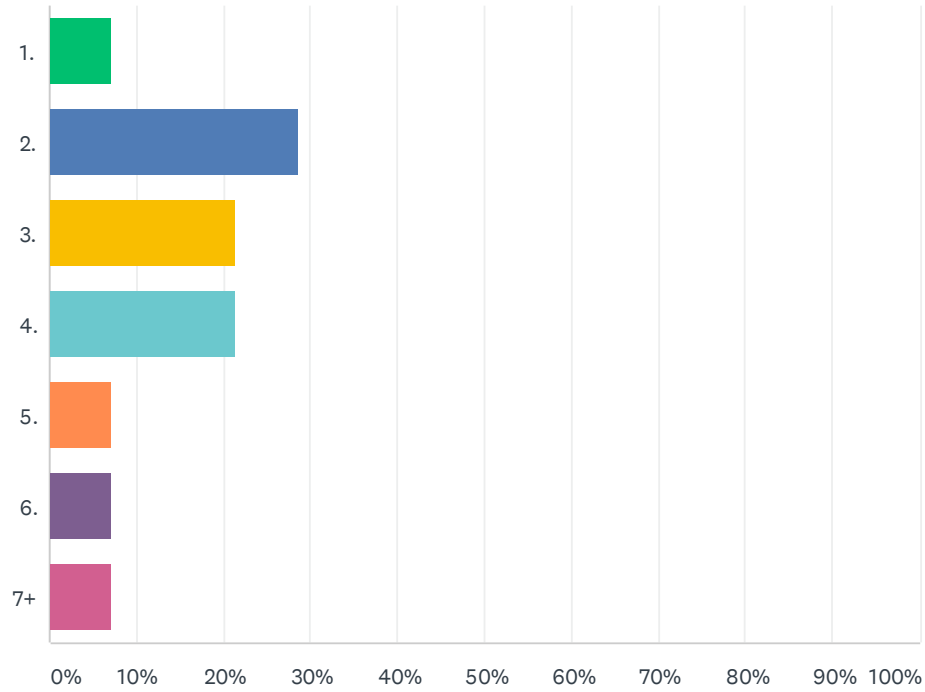
Answered: 14 Skipped: 2



ANSWER CHOICES	RESPONSES	
White or Caucasian.	92.86%	13
Black or African American.	7.14%	1
Hispanic or Latino.	7.14%	1
Asian or Asian American.	0.00%	0
American Indian or Alaska Native.	0.00%	0
Native Hawaiian or other Pacific Islander.	0.00%	0
Other (please specify)	7.14%	1
Total Respondents: 14		

Q7 How many people live in your household?

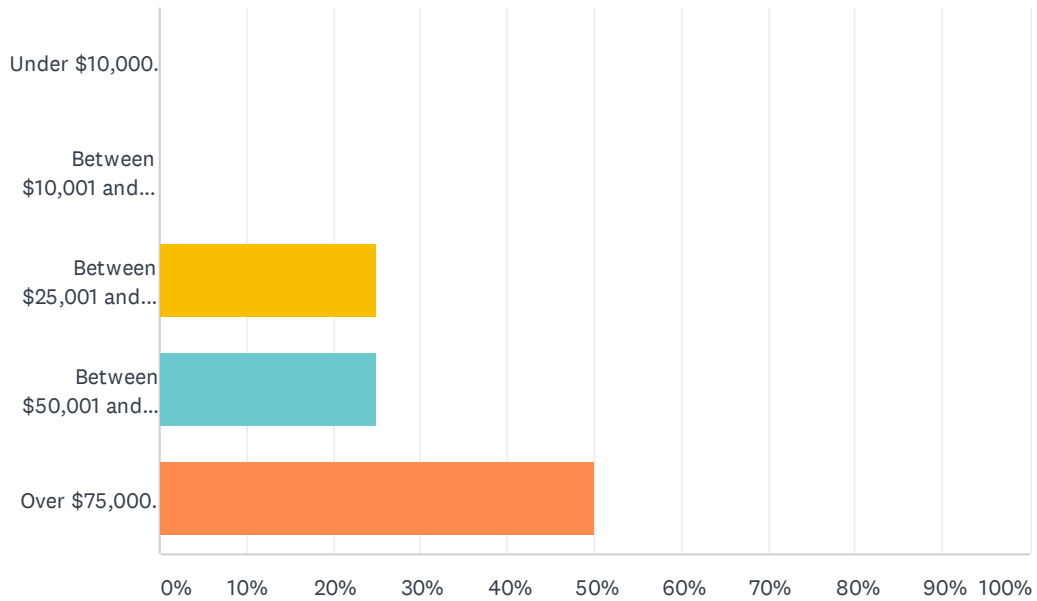
Answered: 14 Skipped: 2



ANSWER CHOICES	RESPONSES	
1.	7.14%	1
2.	28.57%	4
3.	21.43%	3
4.	21.43%	3
5.	7.14%	1
6.	7.14%	1
7+	7.14%	1
TOTAL		14

Q8 What was your total household income last year?

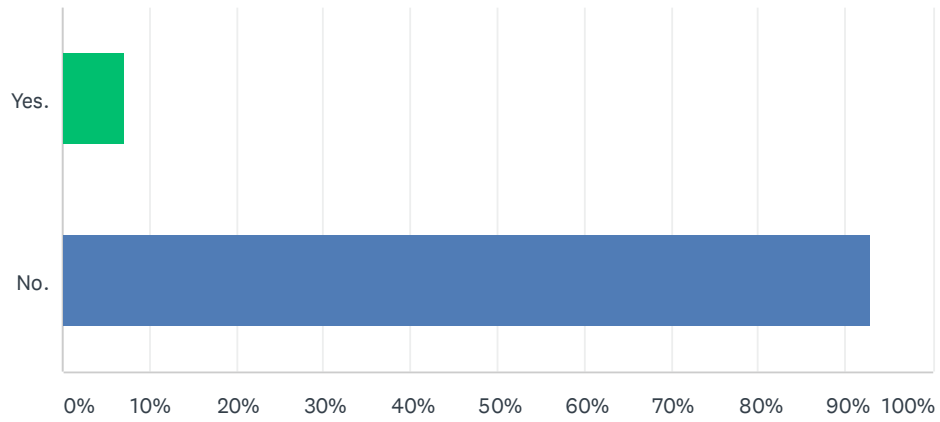
Answered: 12 Skipped: 4



ANSWER CHOICES	RESPONSES	
Under \$10,000.	0.00%	0
Between \$10,001 and \$25,000.	0.00%	0
Between \$25,001 and \$50,000.	25.00%	3
Between \$50,001 and \$75,000.	25.00%	3
Over \$75,000.	50.00%	6
TOTAL		12

Q9 Do you have a physical disability?

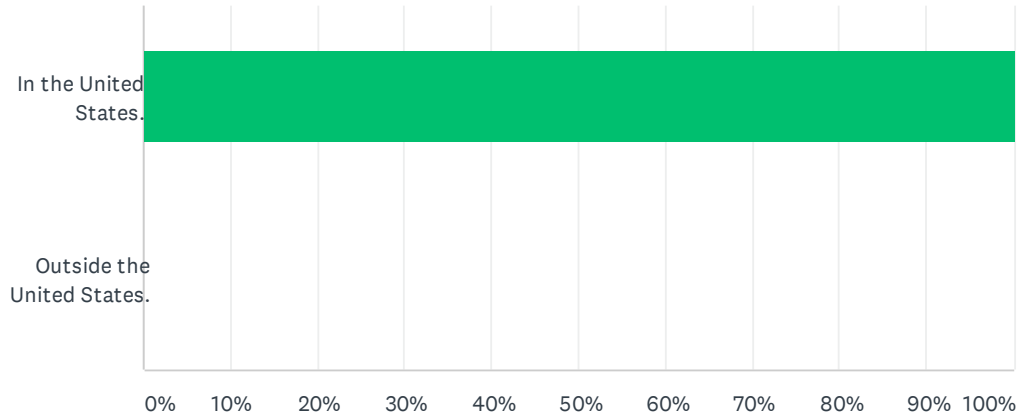
Answered: 14 Skipped: 2



ANSWER CHOICES	RESPONSES
Yes.	7.14% 1
No.	92.86% 13
TOTAL	14

Q10 Where were you born?

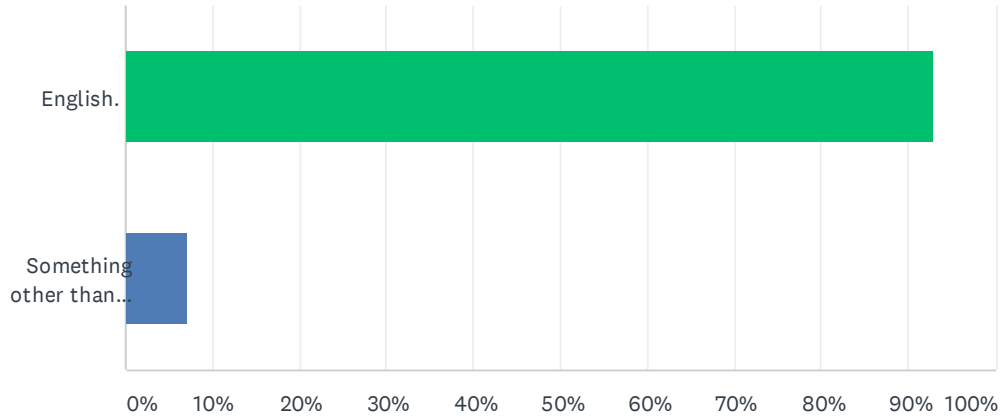
Answered: 14 Skipped: 2



ANSWER CHOICES	RESPONSES	
In the United States.	100.00%	14
Outside the United States.	0.00%	0
TOTAL		14

Q11 What is the primary language spoken in your home?

Answered: 14 Skipped: 2



ANSWER CHOICES	RESPONSES	
English.	92.86%	13
Something other than English.	7.14%	1
TOTAL		14