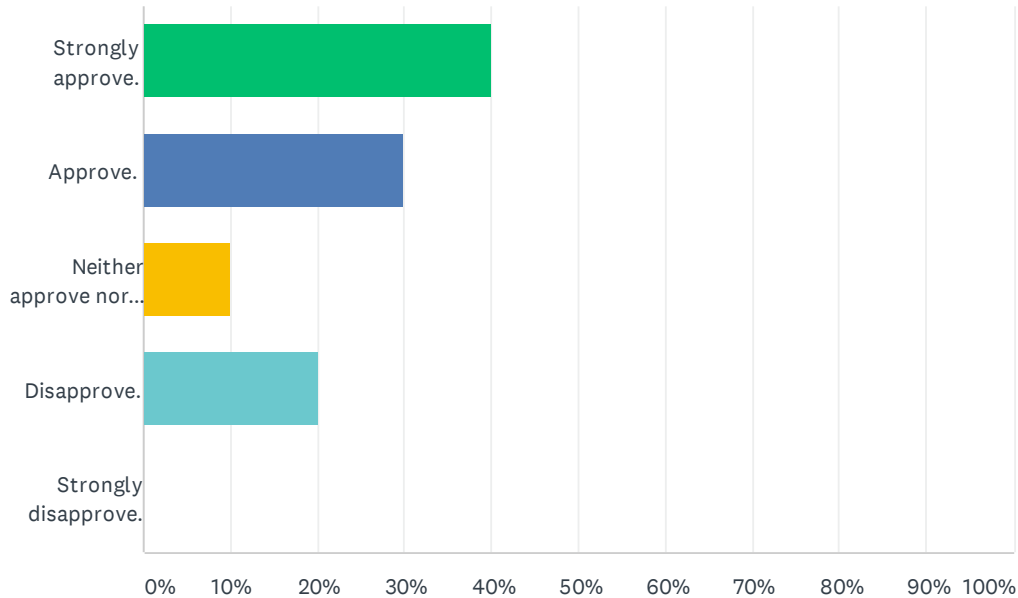


**Q1 WACSOA has received a grant from the Federal Transit Administration to purchase one bus in fiscal year 2021. With approval, the cost of this bus is anticipated to be \$89,610. WACOSA's local contribution to this purchase is anticipated to be \$17,922. WACOSA is requesting to ADD this project to the TIP in order to receive their vehicle. How do you feel about this proposed change?**

Answered: 10 Skipped: 0

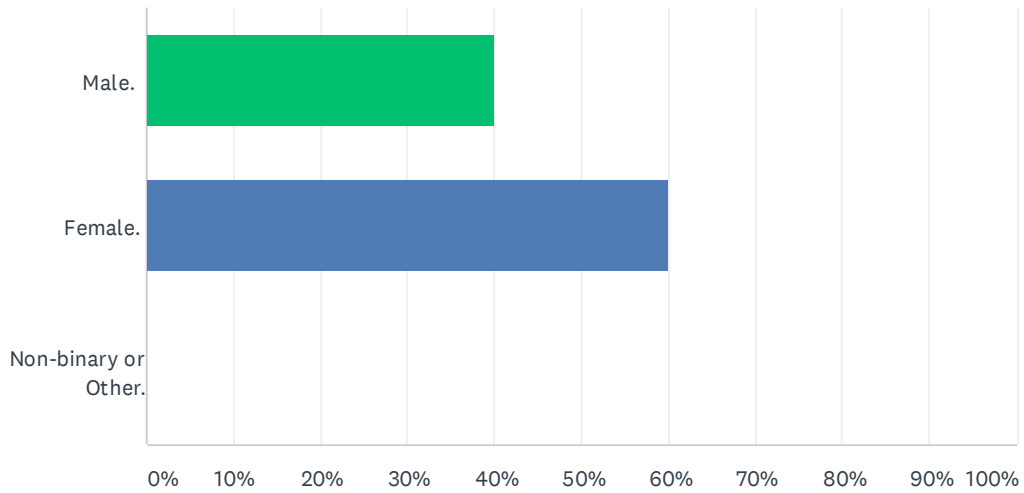


ANSWER CHOICES	RESPONSES	
Strongly approve.	40.00%	4
Approve.	30.00%	3
Neither approve nor disapprove.	10.00%	1
Disapprove.	20.00%	2
Strongly disapprove.	0.00%	0
<b>TOTAL</b>		<b>10</b>

#	IF YOU HAVE SPECIFIC COMMENTS, YOU MAY TYPE THEM IN BELOW.	DATE
	There are no responses.	

## Q2 What is your gender?

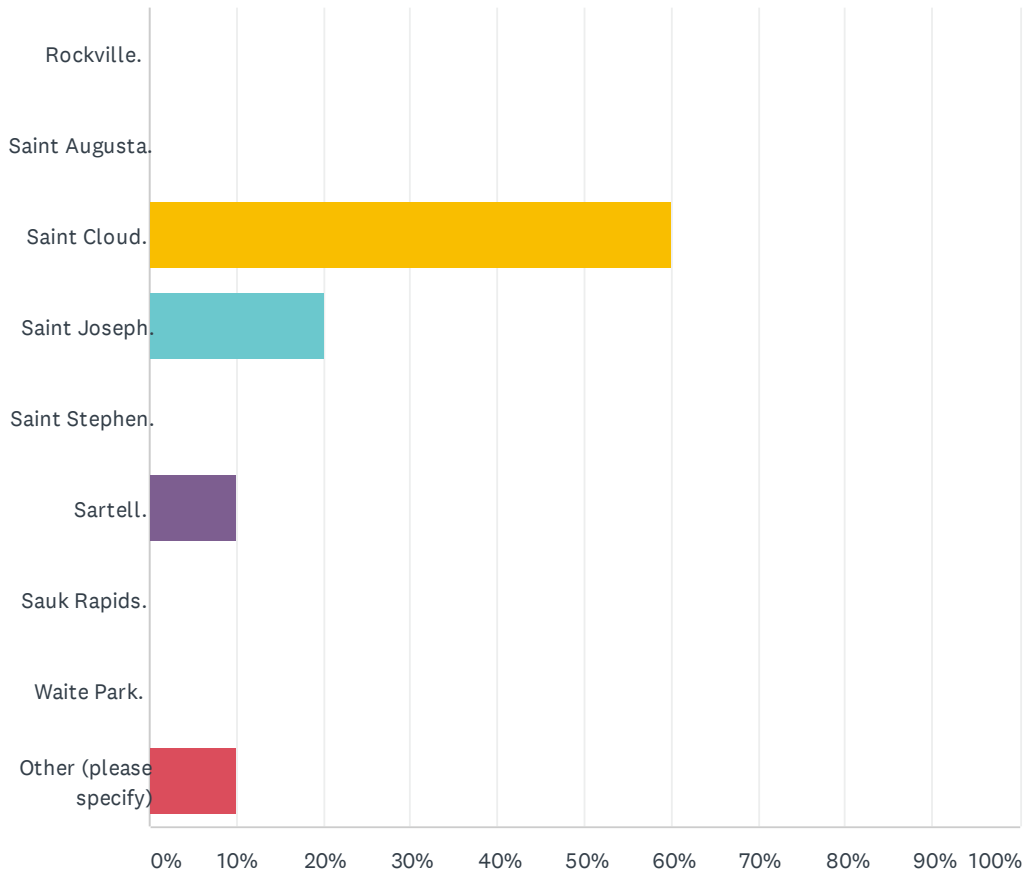
Answered: 10 Skipped: 0



ANSWER CHOICES	RESPONSES
Male.	40.00% 4
Female.	60.00% 6
Non-binary or Other.	0.00% 0
<b>TOTAL</b>	<b>10</b>

### Q3 In what city do you reside?

Answered: 10 Skipped: 0

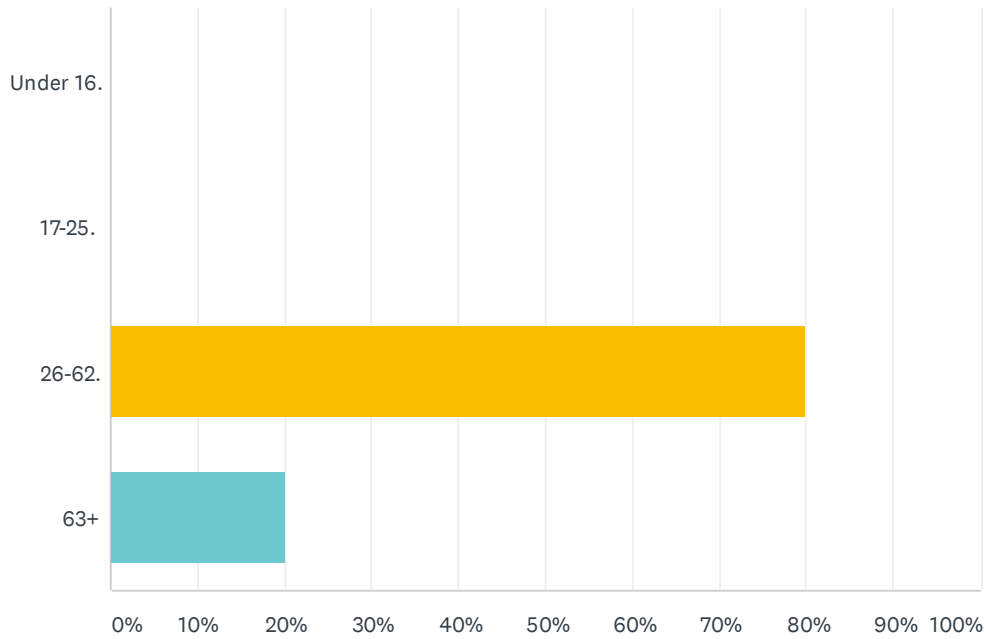


ANSWER CHOICES	RESPONSES
Rockville.	0.00% 0
Saint Augusta.	0.00% 0
Saint Cloud.	60.00% 6
Saint Joseph.	20.00% 2
Saint Stephen.	0.00% 0
Sartell.	10.00% 1
Sauk Rapids.	0.00% 0
Waite Park.	0.00% 0
Other (please specify)	10.00% 1
<b>TOTAL</b>	<b>10</b>

#	OTHER (PLEASE SPECIFY)	DATE
1	Avon	4/9/2020 2:23 PM

## Q4 What is your age?

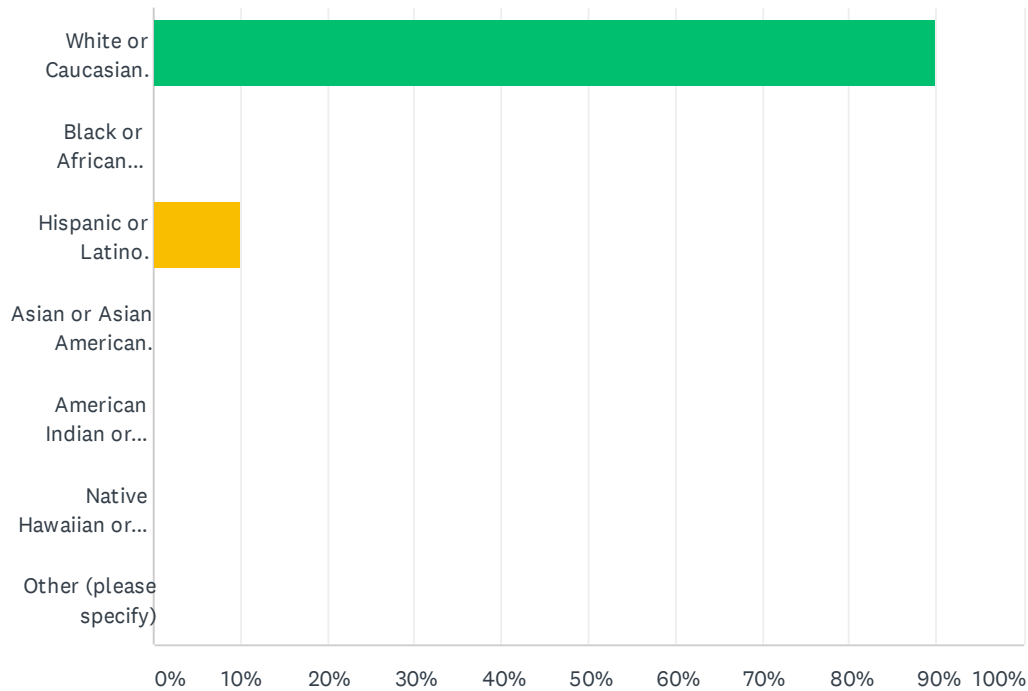
Answered: 10 Skipped: 0



ANSWER CHOICES	RESPONSES
Under 16.	0.00% 0
17-25.	0.00% 0
26-62.	80.00% 8
63+	20.00% 2
<b>TOTAL</b>	<b>10</b>

## Q5 With what ethnicity do you most identify?

Answered: 10 Skipped: 0

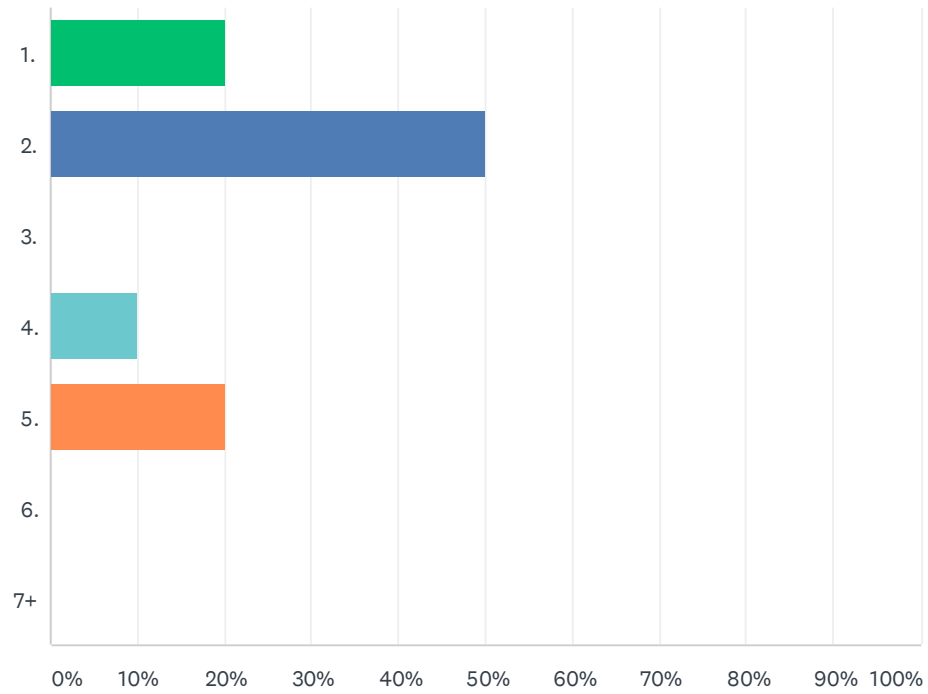


ANSWER CHOICES	RESPONSES	
White or Caucasian.	90.00%	9
Black or African American.	0.00%	0
Hispanic or Latino.	10.00%	1
Asian or Asian American.	0.00%	0
American Indian or Alaska Native.	0.00%	0
Native Hawaiian or other Pacific Islander.	0.00%	0
Other (please specify)	0.00%	0
<b>TOTAL</b>		<b>10</b>

#	OTHER (PLEASE SPECIFY)	DATE
	There are no responses.	

## Q6 How many people live in your household?

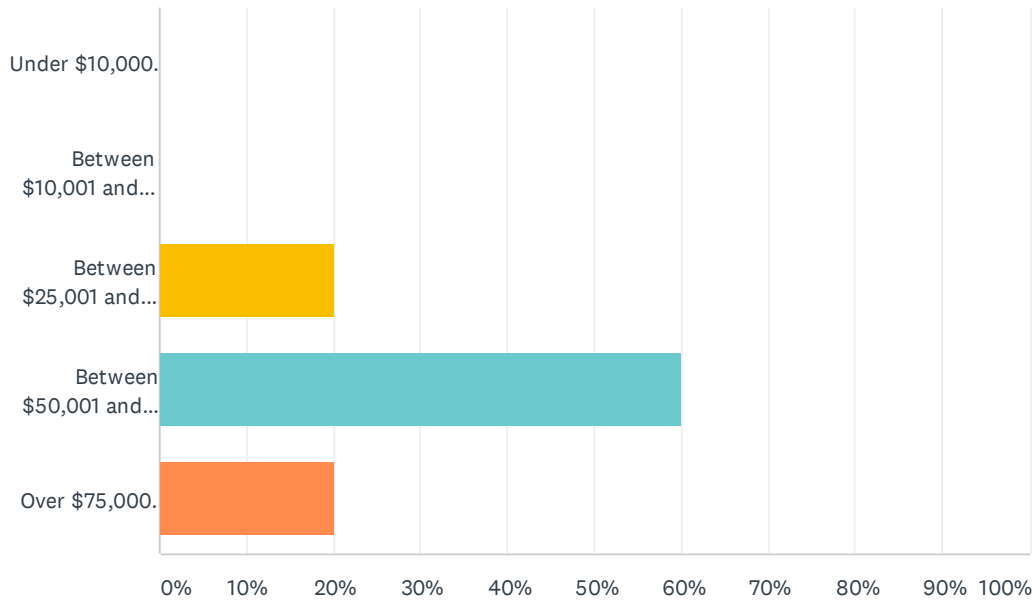
Answered: 10 Skipped: 0



ANSWER CHOICES	RESPONSES	
1.	20.00%	2
2.	50.00%	5
3.	0.00%	0
4.	10.00%	1
5.	20.00%	2
6.	0.00%	0
7+	0.00%	0
<b>TOTAL</b>		<b>10</b>

## Q7 What was your total household income last year?

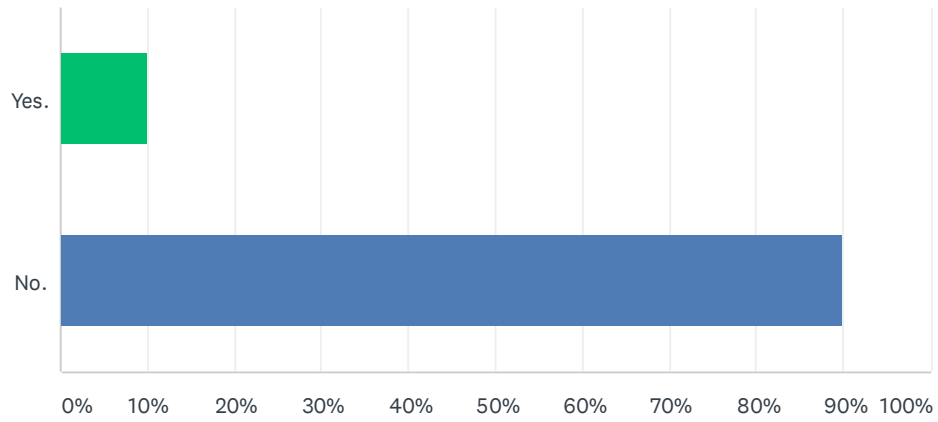
Answered: 10 Skipped: 0



ANSWER CHOICES	RESPONSES	
Under \$10,000.	0.00%	0
Between \$10,001 and \$25,000.	0.00%	0
Between \$25,001 and \$50,000.	20.00%	2
Between \$50,001 and \$75,000.	60.00%	6
Over \$75,000.	20.00%	2
<b>TOTAL</b>		<b>10</b>

## Q8 Do you have a physical disability?

Answered: 10 Skipped: 0

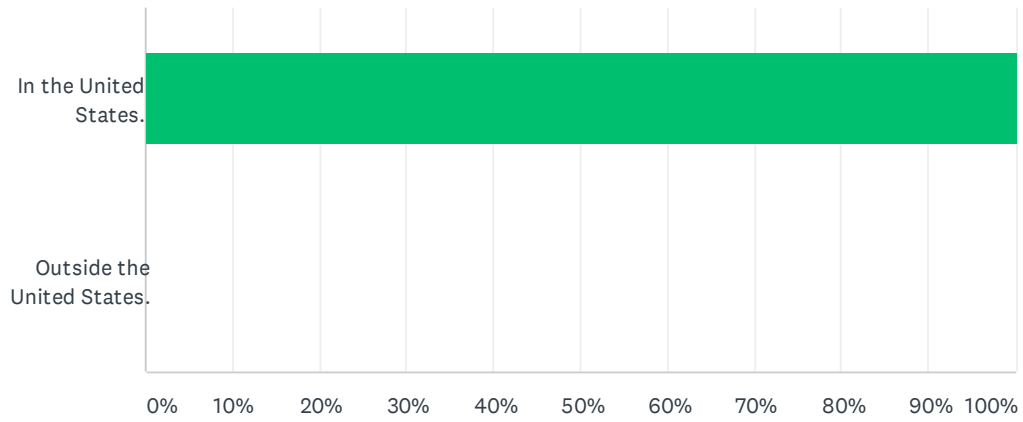


ANSWER CHOICES	RESPONSES	
Yes.	10.00%	1
No.	90.00%	9
TOTAL		10



## Q9 Where were you born?

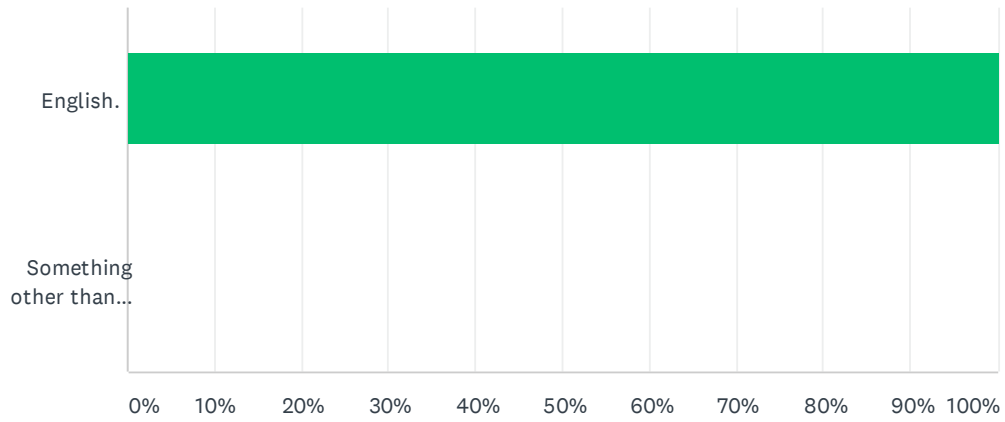
Answered: 10 Skipped: 0



ANSWER CHOICES	RESPONSES	
In the United States.	100.00%	10
Outside the United States.	0.00%	0
<b>TOTAL</b>		<b>10</b>

## Q10 What is the primary language spoken in your home?

Answered: 10 Skipped: 0



ANSWER CHOICES	RESPONSES	
English.	100.00%	10
Something other than English.	0.00%	0
TOTAL		10