



Saint Cloud

Area Planning Organization

1040 County Road 4, St. Cloud, MN 56303-0643

(320) 252-7568 • (320) 252-6557 (FAX) • Email: admin@stcloudapo.org • www.stcloudapo.org

AMENDED AGENDA

APO Board Meeting

Thursday, June 13, 2019 - 5:00 p.m.

Great River Regional Library,

1300 West Saint Germain Street, Saint Cloud

1. Pledge of Allegiance
2. Introductions
3. Approval of Agenda
4. Public Comment Period
5. Consideration of Consent Agenda Items (*Attachments A - C*)
 - a. Approve Minutes of May 9, 2019 Policy Board Meeting (*Attachment A*)
 - b. Approve Bills Lists for May and June (*Attachments B1 - B2*)
 - c. Approve Draft FY 2020-2023 Transportation Improvement Program (TIP) Changes (*Attachments C1 & C2*)
6. Consider 2018 Financial Audit Results (*Attachment D*) – Matt Itterman from Conway, Deuth, and Schmiesing
 - a. **Suggested Motion: Approve**
7. Report on 2045 Regional Traffic Model Results and Preliminary Project List (*Attachments E1 - E4*) – Brian Gibson, Executive Director
 - a. **Suggested Motion: None, informational only**
8. Other Business & Announcements
 - a. Consider Extension of RTCC Phase 1 MnDOT Grant Agreement and Consultant Contract (Attachment F1) – Brian Gibson, Executive Director
9. Adjournment

English

The Saint Cloud Area Planning Organization (APO) fully complies with the Title VI of the Civil Rights Act of 1964, the Americans with Disabilities Act of 1990, Executive Order 12898, Executive Order 13116 and related statutes and regulations. The APO is accessible to all persons of all abilities. A person who requires a modification or accommodation, auxiliary aids, translation services, interpreter services, etc., in order to participate in a public meeting, including receiving this agenda and/or attachments in an alternative format, or language please contact the APO at 320-252-7568 or at admin@stcloudapo.org at least seven (7) days in advance of the meeting.

Somali

Ururka Qorsheynta Agagaarka Saint Cloud (APO) waxay si buuxda ugu hoggaansantay Qodobka VI ee Xeerka Xuquuqda Dadweynaha ee 1964, Sharciga Dadka Maraykanka ah ee Naafada ah ee 1990, Amarka Fulinta 12898, Amarka Fulinta 13116 iyo xeerarka iyo sharciyada la xiriiira. APO waxa heli kara dhamaan dadka leh awoodaha kala duwan. Qofka u baahan in waxka bedel ama qaabilaad, qalabka caawinta, adeegyada tarjumaadda qoraalka, adeegyada turjumaadda hadalka, iwm, si uu uga qaybgalo kulan dadweyne, oo uu kamid yahay yihiin helitaanka ajandahan iyo/ama waxyaabaha ku lifaaqan oo qaab kale ama luqad kale ah fadlan kala xiriir APO 320-252-7568 ama admin@stcloudapo.org ugu yaraan toddoba (7) maalmood ah kahor kulanka.

Hmong

Lub koom haum Saint Cloud Area Planning Organization (APO) tau ua raws nraim li Nqe Lus VI ntawm Tsoom fwv Cov Cai Pej Xeem xyoo 1964, Tsab Kev Cai Hai Txog Kev Xiam Oob Khab ntawm Haiv Neeg Mes Kas xyoo 1990, Tsab Cai 12898, Tsab Cai 13116 thiab cov cai thiab kev tswj fwm uas cuam tshuam. APO tuaj yeem nkag tau rau txhua tus neeg uas muaj peev xwm. Tus neeg uas xav tau kev hloov kho lossis pab cuam, pab lwm tus, pab txhais ntawv, pab txhais lus, thiab lwm yam, txhawm rau kom koom tau rau hauv lub rooj sab laj nrog pej xeem, nrog rau kev txais cov txheej txheem no thiab / lossis cov ntawv uas sau ua lwm hom ntawv, lossis lwm hom lus thov hu rau APO ntawm 320-252-7568 lossis sau ntawv tuaj tau ntawm admin@stcloudapo.org tsawg kawg yog xya (7) hnub ua ntej ntawm lub rooj sib tham.

Spanish

La Saint Cloud Area Planning Organization (Organización de Planificación del Área de Saint Cloud, APO) cumple plenamente con el Título VI de la Civil Rights Act (Ley de Derechos Civiles) de 1964, la Americans with Disabilities Act (Ley de Estadounidenses con Discapacidades) de 1990, el Decreto 13116 y estatutos y normas asociados. La APO está disponible para todo tipo de personas con todo tipo de capacidades. Las personas que requieran modificaciones o adaptaciones, ayudas auxiliares, servicios de traducción e interpretación, etc., con el fin de participar en una reunión pública, lo que incluye recibir esta agenda o documentos adjuntos en un formato o lenguaje distinto, deben comunicarse con la APO llamando al 320-252-7568 o escribiendo a la dirección admin@stcloudapo.org al menos siete (7) días antes de la reunión.

Laotian

ອົງການວາງແຜນເຂດພື້ນທີ່ Saint Cloud (APO) ປະຕິບັດຕາມ Title VI ຂອງກົດໝາຍວ່າດ້ວຍສິດທິພົນລະເມືອງປີ 1964, ກົດໝາຍວ່າດ້ວຍຄົນພິການຊາວອາເມລິກາປີ 1990, ຄໍາສັ່ງປະທານະທີ່ບໍດີເລກທີ 12898, ຄໍາສັ່ງປະທານະທີ່ບໍດີເລກທີ 13116 ແລະ ກົດໝາຍ ແລະ ກົດລະບຽບທີ່ກ່ຽວຂ້ອງຢ່າງຄົບຖ້ວນ. ຄົນທຸກຊົນຊັ້ນວັນນະສາມາດເຂົ້າເຖິງ APO ໄດ້. ບຸກຄົນທີ່ຈຳເປັນຕ້ອງມີ ການດັດແປງແກ້ໄຂ ຫຼື ການອໍານວຍຄວາມສະດວກ, ອຸປະກອນຊ່ວຍ, ການບໍລິການແປເອກະສານ, ການບໍລິການລ່າມແປພາສາ ແລະ ອື່ນໆ ເພື່ອເຂົ້າຮ່ວມການຊຸມນຸມສາທາລະນະ ລວມທັງການໄດ້ຮັບວາລະນີ້ ແລະ/ຫຼື ເອກະສານຄັດຕິດໃນຮູບແບບ ຫຼື ເປັນພາສາ ອື່ນໃດໜຶ່ງ ກະລຸນາຕິດຕໍ່ຫາ APO ທີ່ເບີ 320-252-7568 ຫຼື ອີເມວ admin@stcloudapo.org ຢ່າງໜ້ອຍເຈັດ (7) ວັນ ລ່ວງໜ້າການຊຸມນຸມ.

SAINT CLOUD AREA PLANNING ORGANIZATION POLICY BOARD

**Thursday, May 9, 2019 – 5:00 p.m.
Great River Regional Library, Saint Cloud**

A regular meeting of the Saint Cloud Area Planning Organization Policy Board was held on Thursday, May 9, 2019 at 5 p.m. at the Great River Regional Library. Chair Jeff Westerlund presided with the following members present:

Council Member Jeff Goerger	Saint Cloud
Council Member Paul Brandmire	Saint Cloud
City Administrator Matt Staehling (Alt)	Saint Cloud
Mayor Rick Schultz	Saint Joseph
Mayor Ryan Fitzthum	Sartell
Council Member Frank Theisen (Alt)	Waite Park
Supervisor Jeff Westerlund	LeSauk Township
Commissioner A. Jake Bauerly	Benton County
Commissioner Joe Perske	Stearns County
Commissioner Barbara Burandt (Alt)	Sherburne County
Ryan Daniel, Exec Director	Metro Bus

Also Present:

Brian Gibson	Exec Director, Saint Cloud APO
Vicki Johnson	Saint Cloud APO
Alex McKenzie	Saint Cloud APO
Dorothy Sweet	Saint Cloud APO
Stacey Morse	Congressman Tom Emmer's Office

Chairman Westerlund announced that all future Policy Board meetings will be held at the Saint Cloud library.

APPROVAL OF AGENDA:

Mr. Goerger motioned to approve the agenda. Mr. Perske commented that he had some general planning comments he would like to add under 9) Other Business & Announcements. Mr. Bauerly seconded the motion with the addition. Motion carried.

PUBLIC COMMENT PERIOD:

No comments.

CONSIDERATION OF CONSENT AGENDA ITEMS (Approval of March 14, 2019 minutes; Approval of Bills for March, April and Anticipated May Bills; Approval of APO Website Rebuilding Contract; Approval of Resolution Committing to Completion of RTCC Phase 2 Implementation; Approval of Resolution Adopting the 2017 Human Resources Transportation Coordination Plan; Approval of 2019-2023 TIP Changes; and Approval of Travel Request for Executive Director):

Mr. Goerger motioned to approve the Consent Agenda Items. Mr. Perske seconded the motion but had some questions about the APO Website Rebuilding cost. Specifically, he asked what was wrong with our current website and when would we have to update the website after this current rebuilding. Mr. Gibson responded that our current website is not readable for sight impaired individuals. Other members noted that the Federal Government has guidance and suggestions on improving website, but are not requirements. We have no way of knowing how long before any updates would be required after the current rebuilding of the website. The question was raised if it is prudent to spend this money if we aren't getting that many uses. Mr. Gibson

stated that there are a fair number of hits on our website. It was noted that the most common usage of the website was for document retrieval and to access documents that the APO creates. Motion carried.

CONSIDER DRAFT 2020-2023 TRANSPORTATION IMPROVEMENT PROGRAM (TIP):

Mrs. Johnson presented the Draft 2020-2023 TIP, which is a federally mandated document that contains highway, transit, and other transportation projects that are being recommended for Federal funding during the next four years. The TAC has recommended this Draft for release to the public for comments. Mrs. Johnson highlighted the project table which contains three additional projects (two from Stearns County and one from MnDOT) from last year. The MN 23/US10 interchange project was originally programmed for 2022 but is being pushed back to 2023. Mrs. Johnson asked that members contact her if they wanted to review a copy of the Draft TIP.

Mayor Schultz motioned to approve the Draft TIP for 30-day public comment release, and Mr. Goerger seconded the motion. Motion carried.

CONSIDERATION OF 2015 TRAVEL DEMAND MODEL (TDM) CALIBRATION RESULTS:

Mr. Gibson announced that Federal regulations require us to forecast future traffic conditions when completing the Metropolitan Transportation Plan (MTP). To accomplish this, the APO maintains a sophisticated computer model that predicts traffic flow on major regional roadways. SRF has created a travel demand model (TDM) for the APO to accurately replicate known conditions and uses 2015 as the base year. The regional TDM uses population, demographics, employment, and the 2015 roadway network. This process is referred to as "calibration" of the model. Once the model is calibrated, we make the logical leap-of-faith that if we make changes to the roadway network or if we grow the population to match expected growth over the next 25 years, the model will again produce reasonable results.

Alex McKenzie, Planning Technician, presented the results of the calibration to the Board members. The simplified TDM flow involves a 4-step model: Travel Model Step, Trip Generation, Trip Distribution and Trip Assignment. Mr. McKenzie reviewed the processes used in each of the four steps. Land uses were grouped and summed within model Transportation Analysis Zones (TAZ) by the APO. Within the St. Cloud TDM, there are 261 TAZs and each has socio-economic data associated with it, with an additional 30 external TAZs outside the APO planning area which feed into the network. The TAZs were assigned to 13 districts. Roadway corridor attributes were reviewed and updated. Examples of Nodes, Links and Centroid connectors of the TDM roadway network were presented. Information on Trip Generation--How many trips are generated was presented, as well as Trip Distribution--Where do trips go? Mr. McKenzie provided information on the route of each trip, as well as information on Link and Model Deviation. Other topics reviewed included Daily Capacity, Level of Service, and Average Annual Daily Traffic (AADT). **Based on TDM's 2015 Network Level of Service Results**, eight corridors are operating in the two worst levels (E, F). However, based on data obtained from **MnDOT's annual counts that were compared to capacities, only one corridor has an E level.** As the APO moves forward in this project, future projects can be adjusted based on where we know the model is over- or under-assigning trips in the base year. The next steps include projecting traffic using 2045 population and socio-demographic forecasts. The TAC has reviewed and has recommended approval of the model calibration.

One member disagreed with the results which showed that the University Bridge was rated the worst. The Board members raised questions on how we plan to use this information and if the StreetLight data ties into this. Mr. Gibson responded that the information can help the jurisdictions determine which roadways need to be improved to handle the forecasted traffic volumes. The APO received the StreetLight information too late to be incorporated into this model, but going forward we will incorporate the information in the next model.

Mr. Goerger motioned to accept and approve the 2015 TDM Calibration Results, and Mr. Bauerly seconded the motion. Motion carried.

REPORT ON 2018 APO YEAR-END FINANCIALS:

Mr. Gibson presented the 2018 financial information to the Board. The FY 2018 UPWP was amended twice during the year. He provided information showing the budgeted amounts in each category, the expenditures, and an explanation for going over or under in those categories. He also noted key activities and accomplishments in each category. The APO member jurisdictions provided \$78,953.50 to the APO through their annual assessments. In return, the member jurisdictions were awarded \$9,493,690 in Federal funds through the Transportation Improvement Program, which is a 12,024% return on investment. Additionally, specific jurisdictions provided matching funds for planning studies within their geographic boundaries and/or regional planning work of \$26,383.50 and were used to purchase a total of \$111,717 in planning effort and activities, a return of 236%. Mr. Goerger commented that he found this information very informative and complimented Mr. Gibson on the good job he was doing.

Mayor Schultz motioned to accept the 2018 Financial Report, and Mr. Staehling seconded the motion. Motion carried.

REPORT ON RISK EXPOSURE FOR HOSTING CENTRAL MINNESOTA TRANSPORTATION COUNCIL:

Mr. Gibson reported on the feedback he received from the APO's attorney regarding risk exposure for hosting the Central Minnesota Transportation Council (CMTC) staff. Last month when Mr. Gibson presented the opportunity for the APO to house the CMTC staff, liability concern was expressed by some members. Mr. Gibson agreed to review this with our attorney. Our attorney, Gordon Hansmeier, raised two major concerns: 1) risk resulting from passenger transportation and, 2) risk from acting in a fiscal oversight role. He felt there was very minimal risk regarding the passenger transportation issue since the transportation service providers carry their own liability insurance. He suggested the CMTC should:

- Establish a policy of requiring members to provide proof of liability insurance annually
- Approve a policy establishing a high minimal insurance limit for CMTC members in order to cover almost all possible cases
- Carry general liability insurance **(should be separate from the APO's liability insurance)**
- **In the APO's agreement with the CMTC, APO should stipulate that the CMTC's insurance coverage would be used first in any liability cases**

If the above steps are taken, the likelihood of a passenger liability case working its way back to the APO would be "as thin as a thread."

Regarding the risk from the APO acting as a fiscal oversight role, Mr. Hansmeier recommended:

- The CMTC should be subject to an annual audit (our auditors have provided us with an estimate of what it would cost to add the CMTC to our audit, with the additional cost covered by the CMTC).
- The APO should develop an agreement with the CMTC that passes appropriate MnDOT **grant agreement requirements on to the CMTC. (CMTC must follow APO's procurement procedures which comply with the State's procurement requirements** until they have their own)
- Our agreement with CMTC should define and separate responsibilities appropriately, and should make clear that the APO accepts responsibility for only a narrow set of tasks. (Make clear CMTC staff are not APO staff; the APO Board does not manage or direct CMTC staff; indemnify and hold harmless the APO and its staff from any and all actions or claims arising from CMTC staff completing the CMTC work plan; acting in our fiscal oversight

role, we will ask the CMTC for certain information but we cannot be held liable if they lie to us.

Overall, Mr. Hansmeier felt the liability risk to the APO could be made fairly minimal.

Brian gave an update on where we are with establishing the RTCC. He stressed that setting up the CMTC will be a one-year commitment completely funded by MnDOT. MnDOT has not made a funding commitment beyond one year at this time.

OTHER BUSINESS & ANNOUNCEMENTS:

Mr. Perske raised the issue of a new river crossing. He felt it was important that our Board discuss this so we can be on board with unified support for this. If this moves forward, residential, commercial development, and the beltway would be affected. He felt we could all do better in sharing and working together. Mr. Gibson responded that we are working with jurisdictions on transportation projects and in July we will present a map of fiscally constrained projects. Models will be run with a ring road and without a ring road. Once the models are completed, they will be presented to the board.

APO Staff Updates: Mr. Gibson announced that Joseph Mueller has resigned from the APO. Vicki Johnson has been promoted to the Senior Planner position. We will start advertising for an Associate Planner later on this summer.

ADJOURNMENT:

The meeting was adjourned at 6:18 p.m.

ST. CLOUD AREA PLANNING ORGANIZATION

Transaction List by Vendor

May 2019

4:36 PM

06/03/2019

Type	Date	Memo and Vendor Name	What Check is for	Amount Paid
		Net Payroll (including insurance reimbursement)	05/03/2019 Payroll Paid	
Direct Dep.	5/3/2019			8,302.12
Electronic	5/3/2019	Social Security, Medicare & Federal Unemployment Insurance	05/03/2019 Payroll Paid	3,475.37
Electronic	5/3/2019	MN Department of Revenue-W	05/03/2019 Payroll Paid	692.22
Electronic	5/3/2019	PERA	05/03/2019 Payroll Paid	1,806.55
Electronic	5/3/2019	Great West Annuity	05/03/2019 Payroll Paid	239.23
Electronic	5/3/2019	Minnesota State Retirement System	05/03/2019 Payroll Paid	119.22
Electronic	5/3/2019	Select Account (H.S.A.)	05/03/2019 Payroll Paid	228.34
		Net Payroll (including insurance reimbursement)	05/17/2019 Payroll Paid	
Direct Dep.	5/17/2019			9,330.42
Electronic	5/17/2019	Social Security, Medicare & Federal Unemployment Insurance	05/17/2019 Payroll Paid	3,903.85
Electronic	5/17/2019	MN Department of Revenue-W	05/17/2019 Payroll Paid	798.49
Electronic	5/17/2019	PERA	05/17/2019 Payroll Paid	2,401.77
Electronic	5/17/2019	Great West Annuity	05/17/2019 Payroll Paid	239.23
Electronic	5/17/2019	Minnesota State Retirement System	05/17/2019 Payroll Paid	5,626.31
Electronic	5/17/2019	Select Account (H.S.A.)	05/17/2019 Payroll Paid	228.34
		Net Payroll (including insurance reimbursement)	05/31/2019 Payroll Paid	
Direct Dep.	5/31/2019			7,371.52
Electronic	5/31/2019	Social Security, Medicare & Federal Unemployment Insurance	05/31/2019 Payroll Paid	3,050.85
Electronic	5/31/2019	MN Department of Revenue-W	05/31/2019 Payroll Paid	615.74
Electronic	5/31/2019	PERA	05/31/2019 Payroll Paid	1,580.44
Electronic	5/31/2019	Great West Annuity	05/31/2019 Payroll Paid	20.00
Electronic	5/31/2019	Minnesota State Retirement System	05/31/2019 Payroll Paid	104.05
Electronic	5/31/2019	Select Account (H.S.A.)	05/31/2019 Payroll Paid	151.42
Aitkin Independent Age				
Bill Pmt -Check	05/14/2019		6605 · Printing & Publishing	54.75
BCBS of MN				
Check	05/20/2019		6600.5 · Health/Dental/Life Insurance	2,628.08
CDW - G				
Credit Card Charge	05/02/2019		6609 · IT Support & Software	805.44
City of St. Cloud - Water/Sewer				
Bill Pmt -Check	05/22/2019		6606.1 · Utilities	40.02
Cloudnet				
Bill Pmt -Check	05/16/2019		6603.1 · Telephone	25.00
Delta Dental				
Check	05/01/2019		6600.5 · Health/Dental/Life Insurance	168.00
ECM Publishers Inc				
Bill Pmt -Check	05/14/2019		6605 · Printing & Publishing	129.28
Google Inc.				
Credit Card Charge	05/31/2019		6603.1 · Telephone	36.00
Liberty Savings Bank				
Check	05/13/2019		VISA 2733	1,459.24

ST. CLOUD AREA PLANNING ORGANIZATION
Transaction List by Vendor
May 2019

4:36 PM

06/03/2019

Type	Date	Memo and Vendor Name	What Check is for	Amount Paid
		Loffler Companies		
Bill Pmt -Check	05/07/2019		6608 · Multifunction Copier	181.25
		Principal Mutual Life Insurance		
Bill Pmt -Check	05/14/2019		6600.5 · Health/Dental/Life Insurance	274.53
		SFM		
Bill Pmt -Check	05/13/2019		Workers Comp Insurance	811.00
		Spectrum Business (Charter)		
Bill Pmt -Check	05/14/2019		Telephone and internet	271.36
		Stearns Electric Association		
Bill Pmt -Check	05/24/2019		6606.1 · Utilities	179.39
		Summit Companies		
Bill Pmt -Check	05/14/2019		6606.2 · Maintenance	47.50
		Sunset Mowing, LLC		
Bill Pmt -Check	05/14/2019		6606.2 · Maintenance	100.00
		WACOSA		
Bill Pmt -Check	05/15/2019		6606.2 · Maintenance	125.84
		West Central Sanitation, Inc		
Bill Pmt -Check	05/14/2019		6606.1 · Utilities	30.77
		Wright County Journal Press		
Bill Pmt -Check	05/14/2019		6605 · Printing & Publishing	55.49
		WSB & Associates, Inc.		
Bill Pmt -Check	05/14/2019		RTCC Phase 1 Planning	12,525.63
		Xcel Energy		
Bill Pmt -Check	05/03/2019		6606.1 · Utilities	168.08
		Your CFO Inc		
Bill Pmt -Check	05/01/2019		6602.2 · Accounting Services	1,460.00
				<u>71,862.13</u>

LIBERTY BANK DEPOSITS

	<u>Deposit Date</u>	<u>Amount</u>
Liberty Bank - interest earned	5/31/2019	13.87

PROPOSED June and July 2019 DISBURSEMENTS
prepared 06/03/2019

Attachment B-2
Agenda Item #5 b.

Method Of Payment	To Whom Paid	What Check is for	Account	Amount Paid
Direct Dep.	Net Payroll (including insurance reimbursement)	06/14/2019 Payroll Paid	Payroll	\$ 7,371.52
Electronic	Social Security, Medicare & Federal Tax PAID	06/14/2019 Payroll Paid	Payroll	\$ 3,050.85
Electronic	MN Department of Revenue-Withholding PAID	06/14/2019 Payroll Paid	Payroll	\$ 615.74
Electronic	PERA	06/14/2019 Payroll Paid	Payroll	\$ 1,580.44
Electronic	Great West Annuity	06/14/2019 Payroll Paid	Payroll	\$ 20.00
Electronic	Minnesota State Retirement System	06/14/2019 Payroll Paid	Payroll	\$ 104.05
Electronic	Select Account (H.S.A.)	06/14/2019 Payroll Paid	Payroll	\$ 151.42
Direct Dep.	Net Payroll (including insurance reimbursement)	06/28/2019 Payroll Paid	Payroll	\$ 7,371.52
Electronic	Social Security, Medicare & Federal Tax PAID	06/28/2019 Payroll Paid	Payroll	\$ 3,050.85
Electronic	MN Department of Revenue-Withholding PAID	06/28/2019 Payroll Paid	Payroll	\$ 615.74
Electronic	PERA	06/28/2019 Payroll Paid	Payroll	\$ 1,580.44
Electronic	Great West Annuity	06/28/2019 Payroll Paid	Payroll	\$ 20.00
Electronic	Minnesota State Retirement System	06/28/2019 Payroll Paid	Payroll	\$ 104.05
Electronic	Select Account (H.S.A.)	06/28/2019 Payroll Paid	Payroll	\$ 151.42
Direct Dep.	Net Payroll (including insurance reimbursement)	07/12/2019 Payroll Paid	Payroll	\$ 7,371.52
Electronic	Social Security, Medicare & Federal Tax PAID	07/12/2019 Payroll Paid	Payroll	\$ 3,050.85
Electronic	MN Department of Revenue-Withholding PAID	07/12/2019 Payroll Paid	Payroll	\$ 615.74
Electronic	PERA	07/12/2019 Payroll Paid	Payroll	\$ 1,580.44
Electronic	Great West Annuity	07/12/2019 Payroll Paid	Payroll	\$ 20.00
Electronic	Minnesota State Retirement System	07/12/2019 Payroll Paid	Payroll	\$ 104.05
Electronic	Select Account (H.S.A.)	07/12/2019 Payroll Paid	Payroll	\$ 151.42
Direct Dep.	Net Payroll (including insurance reimbursement)	07/26/2019 Payroll Paid	Payroll	\$ 7,371.52
Electronic	Social Security, Medicare & Federal Tax PAID	07/26/2019 Payroll Paid	Payroll	\$ 3,050.85
Electronic	MN Department of Revenue-Withholding PAID	07/26/2019 Payroll Paid	Payroll	\$ 615.74
Electronic	PERA	07/26/2019 Payroll Paid	Payroll	\$ 1,580.44
Electronic	Great West Annuity	07/26/2019 Payroll Paid	Payroll	\$ 20.00
Electronic	Minnesota State Retirement System	07/26/2019 Payroll Paid	Payroll	\$ 104.05
Electronic	Select Account (H.S.A.)	07/26/2019 Payroll Paid	Payroll	\$ 151.42
Electronic	BCBS of MN - June	Employee Health Insurance	Payroll	\$ 2,208.02
Electronic	BCBS of MN - July	Employee Health Insurance	Payroll	\$ 2,208.02
Credit Card	CDW-G	Adobe Acrobat Pro 2017- 1 license - i user	IT Support	\$ 805.44
Check	City of St Cloud - Water/Sewer - estimate - June	Utilities - water / sewer	Utilities	\$ 50.00
Check	City of St Cloud - Water/Sewer - estimate - July	Utilities - water / sewer	Utilities	\$ 50.00
Check	Cloudnet - June	Internet Service	Utilities	\$ 25.00
Check	Cloudnet - July	Internet Service	Utilities	\$ 25.00
Check	David Turch & Associates - estimate - June	Lobbyist Services	Lobbying	\$ 4,000.00
Check	David Turch & Associates - estimate - July	Lobbyist Services	Lobbying	\$ 4,000.00
Check	Delta Dental - June	Employee dental insurance	Payroll	\$ 168.00
Check	Delta Dental - July	Employee dental insurance	Payroll	\$ 140.00
Check	Goodpoint Technology Inc	Payment Condition Data Update	Period 3/16/19 to 5/16/19 - recd 5/31/19 - Payment C	\$ 20,274.61
Credit Card	Google Inc - June	G Suite Basic - Commitment	Utilities	\$ 36.00
Credit Card	Google Inc - July	G Suite Basic - Commitment	Utilities	\$ 36.00
Check	League of MN Cities Insur Trust P&C	Liab & Proiperty InsurancePolicy 5/17/19 to 5/17/20	Insurance	\$ 3,906.00
Electronic	Liberty Bank Credit Card	Payment on Credit Card Balance	Payment on Credit Card Balance	\$ 1,094.33
Check	Loffler Companies - June	Copier Supplies	Copy Machine	\$ 208.89
Check	Loffler Companies - estimate - July	Copier Supplies	Copy Machine	\$ 150.00
Credit Card	Neopost USA, Inc.	Postage Meter	Meter Lease	\$ 59.25
Credit Card	Neopost USA, Inc.	Postage Meter	Postage	\$ 200.00
Check	Premium Water Inc - June	office drinking water	Utilities	\$ 44.20
Check	Premium Water Inc - July	office drinking water	Utilities	\$ 44.20
Check	Saint Cloud ARB Policy Board Meeting	Emloyee disability insurance	Payroll	\$ 149.53

June 13, 2019

PROPOSED June and July 2019 DISBURSEMENTS
prepared 06/03/2019

Attachment B-2
 Agenda Item #5 b.

Method Of Payment	To Whom Paid	What Check is for	Account	Amount Paid
Check	Principal Financial - July	Employee disability insurance	Payroll	\$ 235.00
Check	Rajkowski Hansmeier LTD	Atty GHH - review libb form/trans proposal & meeting	Legal	\$ 562.50
Check	Spectrum Business (Charter) - estimate - June	Internet Service	Utilities	\$ 281.78
Check	Spectrum Business (Charter) - estimate - July	Internet Service	Utilities	\$ 281.78
Electronic	Stearns Electric Association - estimate - June	Utilities - electric	Utilities	\$ 250.00
Electronic	Stearns Electric Association - estimate - July	Utilities - electric	Utilities	\$ 250.00
Check	SC Times - estimate - June	Public Postings	Printing/Publishing	\$ 250.00
Check	SC Times - estimate - July	Public Postings	Printing/Publishing	\$ 250.00
Check	SRF Consulting Group Inc	MTP Support and Assistance	Period through April 30 2019 - MTP Support and Ass	\$ 20,643.74
Check	Sunset Mowing LLC	lawn care - spring clean up	Maintenance	\$ 100.00
Check	Traut Companies	started lawn sprinkler system - bck flow testing	Maintenance	\$ 173.00
Check	TriMark - estimate - June	Office Supplies	Office Supplies	\$ 50.00
Check	WACOSA - estimate - June	Office Cleaning Services	Maintenance	\$ 125.84
Check	WACOSA - estimate - July	Office Cleaning Services	Maintenance	\$ 125.84
Check	West Central Sanitation Inc - estimate - June	Utility - garbage	Utilities	\$ 31.00
Check	West Central Sanitation Inc - estimate - July	Utility - garbage	Utilities	\$ 31.00
Check	WSB & Associates Inc	RTCC Phase 1 Planning	Services thru 04/30/2019 - Project RTCC Phase 1 Pl	\$ 4,627.30
Electronic	Xce;l Energy - estimate - June	Utilities - gas	Utilities	\$ 125.00
Electronic	Xce;l Energy - estimate - July	Utilities - gas	Utilities	\$ 100.00
Check	Your CFO Inc	2019 accounting services - June	Accounting Services	\$ 1,460.00
Check	Your CFO Inc	2019 accounting services - July	Accounting Services	\$ 1,460.00
TOTAL				<u>\$ 122,997.35</u>



Saint Cloud Area Planning Organization

1040 County Road 4, St. Cloud, MN 56303-0643

(320) 252-7568 • (320) 252-6557 (FAX) • E-mail: admin@stcloudapo.org • www.stcloudapo.org

TO: Saint Cloud Area Planning Organization Policy Board
FROM: Vicki Johnson (Ikeogu), Senior Planner
RE: Updates to the draft FY 2020-2023 Transportation Improvement Program
DATE: May 30, 2019

The Transportation Improvement Program (TIP) is a federally mandated, annually prepared document that contains highway, transit, and other transportation projects that are being recommended for Federal funding during the next four (4) years in the metropolitan area.

The projects included in each year's TIP ultimately are derived from the APO's Metropolitan Transportation Plan (MTP), and are aimed at meeting the long-range needs of the area's transportation system.

Within the Saint Cloud Metropolitan Planning Area (MPA), the TIP includes projects from the **Minnesota Department of Transportation (MnDOT) District 3 (D3) in the APO's planning area**, Saint Cloud Metropolitan Transit Commission (Saint Cloud Metro Bus), and local projects from member jurisdictions that receive Federal funding or are regionally significant.

At the May 9 Policy Board meeting, members approved the draft FY 2020-2023 TIP to be released for a thirty (30) day public comment period.

In the interim, APO staff have received notification of various changes to the draft Area Transportation **Improvement Program (ATIP) which will subsequently impact the APO's TIP.**

The main change is a project placeholder addition for Stearns County on County State-Aid Highway (CSAH) 75 for \$1,537,640 in FY 2022 with an advance construction payback in FY 2023. This project, according to Assistant District State-Aid Engineer Kelvin Howieson, has yet to be determined by the county and will require an amendment to the FY 2020-2023 TIP once that project has been determined.

At the May 30, 2019, Technical Advisory Committee (TAC) meeting, Stearns County Engineer Jodi Teich explained CSAH 75 is one of the few county-owned and maintained principal arterials statewide that qualify for a predesignated amount of Federal Highway Administration (FHWA) funding through the National Highway Preservation Program (NHPP).

Even though a project has not been identified, APO staff were advised to incorporate this placeholder into the draft TIP.

Other changes include districtwide set aside changes for dollar amounts for the local partnership program set aside in FY 2020 and 2021; funding source changes for right-of-way set asides in FY 2020, 2021, and 2022; addition of a Highway Safety Improvement Program set aside in FY 2022; a funding source change for Metro Bus facility improvements **in FY 2023; and an increase in advance construction payback for MnDOT's US 10/TH 23** reconstruction in FY 2023.

All of the changes are included in the draft FY 2020-2023 TIP project table attachment.

The TAC recommended Policy Board approval for these changes at its May 30 meeting.

If approved by the Policy Board, the APO will finalize the draft document and prepare said document for the mandated thirty (30) day public comment period. Public comment is anticipated to begin in mid-June.

Once public comment has been concluded and if significant public comments have not been received, APO staff will bring the TIP back to the TAC and Policy Board for approval in late July to early August.

Requested action: Approval.

Saint Cloud Area Planning Organization FY 2020-2023 Project Table									Running STIP Total	Running FHWA			Running Advanced Construction Payback Total			Running Total AC	Running FTA	Running TH Total			Running Bond	Running Other (Local)	Running Project Total
									\$241,757,823	\$46,574,545			\$4,568,078			\$11,124,356	\$12,445,200	\$101,850,939			\$7,138,750	\$69,480,191	\$248,314,101
Route System	Project Number	Year	Agency	Project Description	Mile	Program	Work Type	Proposed Funds	STIP Total	Target FHWA	Dist C FHWA	Total FHWA	Target AC Payback	Dist C AC Payback	Total AC Payback	Total AC	FTA	State TH	Dist C TH	Total TH	Bond	Other (Local)	Project Total
BB	TRF-0048-20	2020	METRO BUS	SECT 5307: ST. CLOUD MTC; OPERATING ASSISTANCE		B9	TRANSIT OPERATIONS	FTA	9,400,000								1,340,000					8,060,000	9,400,000
BB	TRF-0048-20E	2020	METRO BUS	SECT 5307: ST. CLOUD MTC; PREVENTIVE MAINTENANCE		B9	TRANSIT OPERATIONS	FTA	1,200,000								960,000					240,000	1,200,000
BB	TRF-0048-20F	2020	METRO BUS	ST. CLOUD MTC -- PARATRANSIT OPERATING		TR	TRANSIT OPERATIONS	LF	4,500,000													4,500,000	4,500,000
BB	TRF-0048-20G	2020	METRO BUS	ST. CLOUD MTC -- NORTHSTAR COMMUTER OPERATING		TR	TRANSIT OPERATIONS	LF	1,300,000													1,300,000	1,300,000
BB	TRS-0048-20TD	2020	METRO BUS	ST. CLOUD MTC; PURCHASE ITS EQUIPMENT		B9	TRANSIT GRANT CAP IMP (NON-VEHICLE)	STBGP 5K-200K	35,000										28,000	28,000		7,000	35,000
BB	TRS-0048-20TE	2020	METRO BUS	ST. CLOUD MTC; PURCHASE MAINTENANCE TOOLS & EQUIPMENT		B9	TRANSIT GRANT CAP IMP (NON-VEHICLE)	STBGP 5K-200K	15,000										12,000	12,000		3,000	15,000
BB	TRS-0048-20TF	2020	METRO BUS	ST. CLOUD MTC; TRANSIT SIGNAL PRIORITY PROJECTS		B9	TRANSIT GRANT CAP IMP (NON-VEHICLE)	STBGP 5K-200K	30,000										24,000	24,000		6,000	30,000
BB	TRS-0048-20T	2020	METRO BUS	ST. CLOUD MTC; PURCHASE (5) <30 FT. REPLACEMENT CNG DAR BUSES		TR	TRANSIT VEHICLE PURCHASE	STBGP 5K-200K	1,150,000		920,000	920,000										230,000	1,150,000
BB	TRS-0048-20TA	2020	METRO BUS	ST. CLOUD MTC; PURCHASE (3) STD 35 FT. REPLACEMENT CNG FIXED ROUTE BUSES		TR	TRANSIT VEHICLE PURCHASE	STBGP 5K-200K	1,800,000		1,440,000	1,440,000										360,000	1,800,000
BB	TRS-0048-20TC	2020	METRO BUS	ST. CLOUD MTC; FARE COLLECTION SYSTEM UPGRADE		TR	TRANSIT GRANT CAP IMP (NON-VEHICLE)	STBGP 5K-200K	1,000,000		800,000	800,000										200,000	1,000,000
CSAH 75	073-675-039AC1	2020	STEARNS COUNTY	CSAH 75, FROM 0.1 MILES S OF 33RD ST S TO 0.1 MILES N OF 33RD ST S IN ST. CLOUD, INTERSECTION IMPROVEMENTS (AC PROJECT, PAYBACK 1 OF 2)	0.3	SC	TURN LANES	STBGP 5K-200K	180,689				180,689		180,689								
CSAH 75	073-675-037AC2	2020	STEARNS COUNTY	STEARNS CSAH 75, FROM OLD COLLEGEVILLE ROAD TO CSAH 81 IN STEARNS COUNTY, RESURFACING (AC PROJECT,	5.7	RS	BITUMINOUS OVERLAY	STBGP 5K-200K	751,047				751,047		751,047								

Saint Cloud Area Planning Organization FY 2020-2023 Project Table									Running STIP Total	Running FHWA			Running Advanced Construction Payback Total			Running Total AC	Running FTA	Running TH Total			Running Bond	Running Other (Local)	Running Project Total
									\$241,757,823	\$46,574,545			\$4,568,078			\$11,124,356	\$12,445,200	\$101,850,939			\$7,138,750	\$69,480,191	\$248,314,101
Route System	Project Number	Year	Agency	Project Description	Mile	Program	Work Type	Proposed Funds	STIP Total	Target FHWA	Dist C FHWA	Total FHWA	Target AC Payback	Dist C AC Payback	Total AC Payback	Total AC	FTA	State TH	Dist C TH	Total TH	Bond	Other (Local)	Project Total
				PAYBACK 2 OF 3)																			
CSAH 75	073-675-040	2020	STEARNS COUNTY	STEARNS CSAH 75, FROM 15TH AVE IN WAITE PARK TO PARK AVE IN ST CLOUD ALONG DIVISION ST. REHABILITATE CONCRETE PAVEMENT (AC PROJECT PAYBACK 2022)	1.4	RD	CONCRETE PAVEMENT REHAB	STBGP 5K-200K	908,520	449,640		449,640				191,480						458,880	1,100,000
MSAS 109	191-109-006	2020	SAUK RAPIDS	SAUK RAPIDS MSAS 109, FROM SUMMIT AVE S TO US 10, IN SAUK RAPIDS, RECONSTRUCTI ON BENTON DR INCL ROADWAY, SIDEWALK, DRAINAGE AND LIGHTING	0.51	RC	URBAN RECONST.	STBGP 5K-200K	2,528,678	1,624,703		1,624,703										903,975	2,528,678
PED/BIKE	162-090-007	2020	ST. CLOUD	CONSTRUCT BEAVER ISLAND TRAIL PHASE 8 FROM THE EXISTING TRAIL AT ST CLOUD'S WASTE WATER TREATMENT FACILITY TO THE SOUTH ST CLOUD CITY LIMITS	0	EN	NEW TRAIL	STBGTAP 5K-200K	600,000	480,000		480,000										120,000	600,000
MN 23	0503-90	2020	MNDOT	MN 23, FROM 0.1 MI W OF CR 1 TO MN 95, MILL AND OVERLAY, INCLUDE CONSTRUCT REDUCED CONFLICT INTERSECTION AT BENTON CSAH 8 EAST OF ST. CLOUD	3.7	SH	MILL AND OVERLAY	NHPP	3,027,000	2,421,600		2,421,600						605,400		605,400			3,027,000
MN 23	0503-90S	2020	MNDOT	MN 23, FROM 0.1 MI W OF CR 1 TO MN 95, MILL AND OVERLAY, INCLUDE CONSTRUCT REDUCED CONFLICT INTERSECTION AT BENTON	3.7	SH	TURN LANES	HSIP	500,000	450,000		450,000						50,000		50,000			500,000

Saint Cloud Area Planning Organization FY 2020-2023 Project Table									Running STIP Total	Running FHWA			Running Advanced Construction Payback Total			Running Total AC	Running FTA	Running TH Total			Running Bond	Running Other (Local)	Running Project Total
									\$241,757,823	\$46,574,545			\$4,568,078			\$11,124,356	\$12,445,200	\$101,850,939			\$7,138,750	\$69,480,191	\$248,314,101
Route System	Project Number	Year	Agency	Project Description	Mile	Program	Work Type	Proposed Funds	STIP Total	Target FHWA	Dist C FHWA	Total FHWA	Target AC Payback	Dist C AC Payback	Total AC Payback	Total AC	FTA	State TH	Dist C TH	Total TH	Bond	Other (Local)	Project Total
				CSAH 8 EAST OF ST. CLOUD (HSIP PROJECT)																			
I 94	7380-237	2020	MNDOT	I-94, AT MN 23 INTERCHANGE SOUTH OF WAITE PARK, INTERCHANGE SAFETY REVISIONS	0	SC	SAFETY IMPROVEMENT	BF	2,200,000												2,200,000		2,200,000
RR	73-00139	2020	MNDOT	NLR RR, INSTALL GATES AT CSAH 138, 54TH AVE N, WAITE PARK, STEARNS COUNTY	0	SR	RAILROADS	RRS	240,000		216,000	216,000										24,000	240,000
MN 999	8803-AM-20	2020	MNDOT	DISTRICTWIDE SETASIDE - LOCAL PARTNERSHIP PROGRAM - 2020		AM	COOP. CONST. AGREEMENT	SF	560,000									560,000		560,000			560,000
MN 999	8803-MA-20	2020	MNDOT	DISTRICTWIDE SETASIDE - MISC AGREEMENTS - 2020		MA	MISCELLANEOUS	SF	400,000									400,000		400,000			400,000
MN 999	8803-CA-20	2020	MNDOT	DISTRICTWIDE SETASIDE - EXTERNAL PROJECT DEVELOPMENT - 2020		CA	MISCELLANEOUS	SF	7,920,000									5,650,000		5,650,000	2,270,000		7,920,000
MN 999	8803-PD-20	2020	MNDOT	DISTRICTWIDE SETASIDE - INTERNAL PROJECT DEVELOPMENT - 2020		CA	MISCELLANEOUS	SF	2,000,000									2,000,000		2,000,000			2,000,000
MN 999	8803-PM-20	2020	MNDOT	DISTRICTIWIDE SETASIDE - PREVENTATIVE MAINTENANCE - 2020		PM	PREVENTIVE MAINTENANCE	SF	2,900,000									2,900,000		2,900,000			2,900,000
MN 999	8803-RB-20	2020	MNDOT	DISTRICTWIDE SETASIDE - LANDSCAPING - 2020		RB	LANDSCAPE PARTNERSHIP	SF	30,000									30,000		30,000			30,000
MN 999	8803-RW-20	2020	MNDOT	DISTRICTWIDE SETASIDE - RIGHT OF WAY - 2020		RW	RIGHT OF WAY	SF	5,000,000									5,000,000		5,000,000			5,000,000
MN 999	8803-RX-20	2020	MNDOT	DISTRICTWIDE SETASIDE - MISC ROAD & BRIDGE REPAIR (BARC) - 2020		RX	ROAD REPAIR	SF	2,500,000									2,500,000		2,500,000			2,500,000
MN 999	8803-SA-20	2020	MNDOT	DISTRICTWIDE SETASIDE - SUPPLEMENTAL		SA	SUPP. AGREE & COST OVERRUNS	SF	4,100,000									4,100,000		4,100,000			4,100,000

Saint Cloud Area Planning Organization FY 2020-2023 Project Table									Running STIP Total	Running FHWA			Running Advanced Construction Payback Total			Running Total AC	Running FTA	Running TH Total			Running Bond	Running Other (Local)	Running Project Total
									\$241,757,823	\$46,574,545			\$4,568,078			\$11,124,356	\$12,445,200	\$101,850,939			\$7,138,750	\$69,480,191	\$248,314,101
Route System	Project Number	Year	Agency	Project Description	Mile	Program	Work Type	Proposed Funds	STIP Total	Target FHWA	Dist C FHWA	Total FHWA	Target AC Payback	Dist C AC Payback	Total AC Payback	Total AC	FTA	State TH	Dist C TH	Total TH	Bond	Other (Local)	Project Total
				AGREEMENTS - 2020																			
MN 999	8803-SC-20	2020	MNDOT	DISTRICTWIDE SETASIDE - SAFETY IMPROVEMENTS - 2020		SC	TRAFFIC MGMT. SYSTEM	SF	300,000									300,000		300,000			300,000
BB	TRF-0048-21	2021	METRO BUS	SECT 5307: ST. CLOUD MTC; OPERATING ASSISTANCE		B9	TRANSIT OPERATIONS	FTA	9,400,000								1,340,000					8,060,000	9,400,000
BB	TRF-0048-21E	2021	METRO BUS	SECT 5307: ST. CLOUD MTC; PREVENTIVE MAINTENANCE		B9	TRANSIT OPERATIONS	FTA	1,200,000								960,000					240,000	1,200,000
BB	TRF-0048-21J	2021	METRO BUS	ST. CLOUD MTC - PARATRANSIT OPERATING		TR	TRANSIT OPERATIONS	LF	4,500,000													4,500,000	4,500,000
BB	TRF-0048-21K	2021	METRO BUS	ST. CLOUD MTC - NORTHSTAR COMMUTER OPERATING		TR	TRANSIT OPERATIONS	LF	1,300,000													1,300,000	1,300,000
BB	TRF-0048-21A	2021	METRO BUS	SECT 5307: ST. CLOUD MTC; BUS SHELTERS		B9	TRANSIT GRANT CAP IMP (NON-VEHICLE)	FTA	25,000								20,000					5,000	25,000
BB	TRF-0048-21B	2021	METRO BUS	SECT 5307: ST. CLOUD MTC; PURCHASE THREE (3) REPLACEMENT OPERATIONS VEHICLES		B9	TRANSIT VEHICLE PURCHASE	FTA	120,000								96,000					24,000	120,000
BB	TRF-0048-21C	2021	METRO BUS	SECT 5307: ST. CLOUD MTC; OFFICE EQUIP, IT & COMMUNICATION PROJECTS		B9	TRANSIT GRANT CAP IMP (NON-VEHICLE)	FTA	86,500								69,200					17,300	86,500
BB	TRF-0048-21F	2021	METRO BUS	SECT 5307: ST. CLOUD MTC; PURCHASE MAINTENANCE TOOLS AND EQUIPMENT		B9	TRANSIT GRANT CAP IMP (NON-VEHICLE)	FTA	135,000								108,000					27,000	135,000
BB	TRS-0048-21TC	2021	METRO BUS	ST. CLOUD MTC; PURCHASE 2 <30 FT. REPLACEMENT CNG DAR EXPANSION BUSES		TR	TRANSIT VEHICLE PURCHASE	STBGP 5K-200K	460,000		368,000	368,000										92,000	460,000
BB	TRS-0048-21TA	2021	METRO BUS	ST. CLOUD MTC; PURCHASE (3) <30 FT. REPLACEMENT CNG DAR REPLACEMENT BUSES		TR	TRANSIT VEHICLE PURCHASE	STBGP 5K-200K	690,000		552,000	552,000										138,000	690,000
BB	TRF-0048-21L	2021	METRO BUS	ST. CLOUD MTC; OPERATIONS FACILITY IMPROVEMENTS		TR	TRANSIT GRANT CAP IMP (NON-VEHICLE)	LF	1,250,000													1,250,000	1,250,000

Saint Cloud Area Planning Organization FY 2020-2023 Project Table									Running STIP Total	Running FHWA			Running Advanced Construction Payback Total			Running Total AC	Running FTA	Running TH Total			Running Bond	Running Other (Local)	Running Project Total
									\$241,757,823	\$46,574,545			\$4,568,078			\$11,124,356	\$12,445,200	\$101,850,939			\$7,138,750	\$69,480,191	\$248,314,101
Route System	Project Number	Year	Agency	Project Description	Mile	Program	Work Type	Proposed Funds	STIP Total	Target FHWA	Dist C FHWA	Total FHWA	Target AC Payback	Dist C AC Payback	Total AC Payback	Total AC	FTA	State TH	Dist C TH	Total TH	Bond	Other (Local)	Project Total
CSAH 8	005-070-007	2021	BENTON COUNTY	BENTON CSAH 8, FROM 0.6 MILES EAST OF MN 23 TO BENTON CR 47 IN ST. CLOUD, RUMBLE STRIPE (TIED TO SP 005-608-009)	1.6	SH	EDGE LINE RUMBLE STRIPS	HSIP	5,250	4,725		4,725										525	5,250
CSAH 8	005-608-009	2021	BENTON COUNTY	BENTON CSAH 8, FROM 0.6 MILES EAST OF MN 23 TO BENTON CR 47 IN ST. CLOUD, RECLAMATION (TIED TO SP 005-070-007)	1.6	RD	BITUMINOUS RECLAMATION	STBGP 5K-200K	650,000	391,152		391,152										258,848	650,000
CSAH 75	073-675-039AC2	2021	STEARNS COUNTY	CSAH 75, FROM 0.1 MILES S OF 33RD ST S TO 0.1 MILES N OF 33RD ST S IN ST CLOUD, INTERSECTION IMPROVEMENTS (AC PAYBACK 2 OF 2)	0.3	SC	TURN LANES	STBGP 5K-200K	148,939				148,939		148,939								
CSAH 75	073-675-037AC3	2021	STEARNS COUNTY	STEARNS CSAH 75, FROM OLD COLLEGEVILLE ROAD TO CSAH 81 IN STEARNS COUNTY, RESURFACING (AC PROJECT, PAYBACK 3 OF 3)	5.7	RS	BITUMINOUS OVERLAY	STBGP 5K-200K	751,047				751,047		751,047								
PED/BIKE	073-090-011	2021	STEARNS COUNTY	CONSTRUCT PHASE 3 OF THE ROCORI TRAIL ALONG RR CORRIDOR FROM COLD SPRING TO ROCKVILLE	2.3	EN	NEW TRAIL	STBGTAP<5K	1,663,863	812,270		812,270										851,593	1,663,863
MSAS 175	162-175-001	2021	ST. CLOUD	ST. CLOUD MSAS 175 - CR 136 FROM 22ND ST SOUTH TO 33RD ST SOUTH, RECONSTRUCTI ON	1.6	RD	BITUMINOUS RECLAMATION	STBGP 5K-200K	1,400,000	842,482		842,482										557,518	1,400,000
US 10	0502-116	2021	MNDOT	US 10, INSTALL MEDIAN CABLE BARRIER GUARDRAIL FROM N OF ST. CLOUD TO RICE (HSIP PROJECT)	10	SH	GUARD RAIL(S)	HSIP	1,750,000	1,575,000		1,575,000						175,000		175,000			1,750,000
MN 999	8803-AM-21	2021	MNDOT	DISTRICTWIDE SET ASIDES - LOCAL PARTNERSHIP PROGRAM - 2021		AM	COOP. CONST. AGREEMENT	SF	1,640,000									1,640,000		1,640,000			1,640,000

Saint Cloud Area Planning Organization FY 2020-2023 Project Table									Running STIP Total	Running FHWA			Running Advanced Construction Payback Total			Running Total AC	Running FTA	Running TH Total			Running Bond	Running Other (Local)	Running Project Total
									\$241,757,823	\$46,574,545			\$4,568,078			\$11,124,356	\$12,445,200	\$101,850,939			\$7,138,750	\$69,480,191	\$248,314,101
Route System	Project Number	Year	Agency	Project Description	Mile	Program	Work Type	Proposed Funds	STIP Total	Target FHWA	Dist C FHWA	Total FHWA	Target AC Payback	Dist C AC Payback	Total AC Payback	Total AC	FTA	State TH	Dist C TH	Total TH	Bond	Other (Local)	Project Total
MN 999	8803-CA-21	2021	MNDOT	DISTRICTWIDE SETASIDES - EXTERNAL PROJECT DEVELOPMENT - 2021		CA	MISCELLANEOUS	SF	6,186,000									4,600,000		4,600,000	1,586,000		6,186,000
MN 999	8803-PD-21	2021	MNDOT	DISTRICTWIDE SET ASIDES - INTERNAL PROJECT DEVELOPMENT - 2021		CA	MISCELLANEOUS	SF	2,000,000									2,000,000		2,000,000			2,000,000
MN 999	8803-MA-21	2021	MNDOT	DISTRICTWIDE SET ASIDES - MISC AGREEMENTS - 2021		MA	MISC. AGREEMENT	SF	400,000									400,000		400,000			400,000
MN 999	8803-RB-21	2021	MNDOT	DISTRICTWIDE SET ASIDES - LANDSCAPING - 2021		RB	LANDSCAPE PARTNERSHIP	SF	30,000									30,000		30,000			30,000
MN 999	8803-RW-21	2021	MNDOT	DISTRICTWIDE SET ASIDES - RIGHT-OF-WAY - 2021		RW	RIGHT OF WAY PURCHASE	SF	4,500,000									4,500,000		4,500,000			4,500,000
MN 999	8803-PM-21	2021	MNDOT	DISTRICTWIDE SET ASIDES - PREVENTATIVE MAINTENANCE - 2021		PM	PREVENTIVE MAINTENANCE	SF	3,000,000									3,000,000		3,000,000			3,000,000
MN 999	8803-RX-21	2021	MNDOT	DISTRICTWIDE SET ASIDES - MISC ROAD & BRIDGE REPAIR (BARC) - 2021		RX	BARC	SF	2,500,000									2,500,000		2,500,000			2,500,000
MN 999	8803-SA-21	2021	MNDOT	DISTRICTWIDE SET ASIDES - SUPPLEMENTAL AGREEMENTS/O VERRUNS - 2021		SA	SUPP. AGREE & COST OVERRUNS	SF	7,440,000									7,440,000		7,440,000			7,440,000
MN 999	8803-SC-21	2021	MNDOT	DISTRICTWIDE SET ASIDES - SAFETY IMPROVEMENTS - 2021		SC	SAFETY IMPROVEMENT	SF	300,000									300,000		300,000			300,000
BB	TRF-0048-22	2022	METRO BUS	SECT 5307: ST. CLOUD MTC; OPERATING ASSISTANCE		B9	TRANSIT OPERATIONS	FTA	9,500,000								1,340,000					8,160,000	9,500,000
BB	TRF-0048-22C	2022	METRO BUS	SECT 5307: ST. CLOUD MTC; PREVENTATIVE MAINTENANCE		B9	TRANSIT OPERATIONS	FTA	1,300,000								1,040,000					260,000	1,300,000
BB	TRF-0048-22A	2022	METRO BUS	ST. CLOUD MTC - PARATRANSIT OPERATING		TR	TRANSIT OPERATIONS	LF	4,600,000													4,600,000	4,600,000
BB	TRF-0048-22B	2022	METRO BUS	ST. CLOUD MTC - NORTHSTAR COMMUTER OPERATING		TR	TRANSIT OPERATIONS	LF	1,300,000													1,300,000	1,300,000
BB	TRS-0048-22T	2022	METRO BUS	ST. CLOUD 4 CNG FIXED ROUTE LARGE		TR	TRANSIT VEHICLE PURCHASE	STBGP 5K-200K	2,400,000		1,920,000	1,920,000										480,000	2,400,000

Saint Cloud Area Planning Organization FY 2020-2023 Project Table									Running STIP Total	Running FHWA			Running Advanced Construction Payback Total			Running Total AC	Running FTA	Running TH Total			Running Bond	Running Other (Local)	Running Project Total
									\$241,757,823	\$46,574,545			\$4,568,078			\$11,124,356	\$12,445,200	\$101,850,939			\$7,138,750	\$69,480,191	\$248,314,101
Route System	Project Number	Year	Agency	Project Description	Mile	Program	Work Type	Proposed Funds	STIP Total	Target FHWA	Dist C FHWA	Total FHWA	Target AC Payback	Dist C AC Payback	Total AC Payback	Total AC	FTA	State TH	Dist C TH	Total TH	Bond	Other (Local)	Project Total
				BUSES - REPLACEMENT																			
BB	TRF-0048-22D	2022	METRO BUS	SECT 5307: ST. CLOUD MTC; OFFICE EQUIP, IT & COMMUNICATION PROJECTS		B9	TRANSIT OPERATIONS	FTA	55,000								44,000					11,000	55,000
BB	TRF-0048-22I	2022	METRO BUS	SECT 5307: ST. CLOUD MTC; FACILITY IMPROVEMENTS		B9	TRANSIT GRANT CAP IMP (NON-VEHICLE)	FTA	75,000								60,000					15,000	75,000
BB	TRF-0048-22H	2022	METRO BUS	SECT 5307: ST. CLOUD MTC; MAINTENANCE TOOLS & EQUIPMENT		B9	TRANSIT GRANT CAP IMP (NON-VEHICLE)	FTA	15,000								12,000					3,000	15,000
BB	TRF-0048-22J	2022	METRO BUS	SECT 5307: ST. CLOUD MTC; (TSP) TRANSIT SIGNAL PRIORITY PROJECTS		B9	TRANSIT GRANT CAP IMP (NON-VEHICLE)	FTA	30,000								24,000					6,000	30,000
LOCAL 999	073-070-023	2022	STEARNS COUNTY	CHEVRON CURVE SIGNING ALONG VARIOUS STEARNS CO ROADS	0	SH	SIGNING(S)	HSIP	240,000	216,000		216,000										24,000	240,000
LOCAL 999	073-070-024	2022	STEARNS COUNTY	RURAL INTERSECTION LIGHTING AT VARIOUS STEARNS CO ROAD INTERSECTIONS	0	SH	LIGHTING(S)	HSIP	96,000	84,600		84,600										9,600	96,000
CSAH 75	073-675-040AC	2022	STEARNS COUNTY	STERANS CSAH 75, FROM 15TH AVE IN WAITE PARK TO PARK AVE IN ST. CLOUD ALONG DIVISION ST. REHABILITATE CONCRETE PAVEMENT (AC PAYBACK 1 OF 1)	1.4	RD	CONCRETE PAVEMENT REHAB	STBGP 5K-200K	191,480				191,480		191,480								
CSAH 75	073-675-XXX	2022	STEARNS COUNTY	STEARNS CSAH 75 (PAYBACK IN 2023)		RD	RECONDITIONING	STBGP 5K-200K	922,584	615,056		615,056				615,056						307,528	1,537,640
MSAS 113	220-113-002	2022	SARTELL	SARTELL 19TH AVE, FROM STEARNS CSAH 4 TO STEARNS CSAH 133, RECONSTRUCTION (AC PROJECT, PAYBACK IN 2023)	1.3	RC	RECONST.	STBGP 5K-200K	2,870,100	160,100		160,100				1,929,820						2,710,000	4,799,920

Saint Cloud Area Planning Organization FY 2020-2023 Project Table									Running STIP Total	Running FHWA			Running Advanced Construction Payback Total			Running Total AC	Running FTA	Running TH Total			Running Bond	Running Other (Local)	Running Project Total
									\$241,757,823	\$46,574,545			\$4,568,078			\$11,124,356	\$12,445,200	\$101,850,939			\$7,138,750	\$69,480,191	\$248,314,101
Route System	Project Number	Year	Agency	Project Description	Mile	Program	Work Type	Proposed Funds	STIP Total	Target FHWA	Dist C FHWA	Total FHWA	Target AC Payback	Dist C AC Payback	Total AC Payback	Total AC	FTA	State TH	Dist C TH	Total TH	Bond	Other (Local)	Project Total
MSAS 141	162-141-008	2022	ST. CLOUD	ST. CLOUD MSAS 141 (COOPER AVE), FROM TRAVERSE ROAD TO STEARNS CSAH 75, RECONSTRUCTI ON WITH BICYCLE LANES AND SIDEWALK	0.6	RC	RECONST.	STBGP 5K-200K	2,500,000	1,457,080		1,457,080										1,042,920	2,500,000
US 10	0502-115	2022	MNDOT	US 10, REPLACE BRIDGE #3666 OVER STREAM WITH BOX CULVERT 0.2 MI NW OF BENTON CSAH 33	0	BR	BRIDGE REPLACEMENT	NHPP	621,000	496,800		496,800						124,200		124,200			621,000
MN 999	8803-SHL-22	2022	MNDOT	DISTRICTWIDE SET ASIDES - HIGHWAY SAFETY IMPROVEMENT PROGRAM - 2022		SH	SAFETY IMPROVEMENT	HSIP	2,077,023	1,869,320		1,869,320						207,703		207,703			2,077,023
MN 999	8803-AM-22	2022	MNDOT	DISTRICTWIDE SET ASIDES - LOCAL PARTNERSHIP PROGRAM - 2022		AM	COOP CONST AGREEMENT	SF	1,100,000									1,100,000		1,100,000			1,100,000
MN 999	8803-CA-22	2022	MNDOT	DISTRICTWIDE SET ASIDES - EXTERNAL PROJECT DEVELOPMENT - 2022		CA	MISCELLANEO US	SF	4,830,800									4,169,000		4,169,000	661,800		4,830,800
MN 999	8803-PD-22	2022	MNDOT	DISTRICTWIDE SET ASIDES - INTERNAL PROJECT DEVELOPMENT - 2022		CA	MISCELLANEO US	SF	2,100,000									2,100,000		2,100,000			2,100,000
MN 999	8803-MA-22	2022	MNDOT	DISTRICTWIDE SET ASIDES - MISC AGREEMENTS - 2022		MA	MISC. AGREEMENT	SF	400,000									400,000		400,000			400,000
MN 999	8803-RB-22	2022	MNDOT	DISTRICTWIDE SET ASIDES - LANDSCAPING - 2022		RB	LANDSCAPE PARTNERSHIP	SF	30,000									30,000		30,000			30,000
MN 999	8803-RW-22	2022	MNDOT	DISTRICTWIDE SET ASIDES - RIGHT-OF-WAY - 2022		RW	RIGHT OF WAY PURCHASE	SF	4,000,000									4,000,000		4,000,000			4,000,000
MN 999	8803-PM-22	2022	MNDOT	DISTRICTWIDE SET ASIDES - PREVENTATIVE MAINTENANCE - 2022		PM	PREVENTIVE MAINTENANCE	SF	2,050,000									2,050,000		2,050,000			2,050,000
MN 999	8803-RX-22	2022	MNDOT	DISTRICTWIDE SET ASIDES - MISC ROAD & BRIDGE REPAIR (BARC) - 2022		RX	BARC	SF	2,500,000									2,500,000		2,500,000			2,500,000

Saint Cloud Area Planning Organization FY 2020-2023 Project Table									Running STIP Total	Running FHWA			Running Advanced Construction Payback Total			Running Total AC	Running FTA	Running TH Total			Running Bond	Running Other (Local)	Running Project Total
									\$241,757,823	\$46,574,545			\$4,568,078			\$11,124,356	\$12,445,200	\$101,850,939			\$7,138,750	\$69,480,191	\$248,314,101
Route System	Project Number	Year	Agency	Project Description	Mile	Program	Work Type	Proposed Funds	STIP Total	Target FHWA	Dist C FHWA	Total FHWA	Target AC Payback	Dist C AC Payback	Total AC Payback	Total AC	FTA	State TH	Dist C TH	Total TH	Bond	Other (Local)	Project Total
MN 999	8803-SA-22	2022	MNDOT	DISTRICTWIDE SET ASIDES - SUPPLEMENTAL AGREEMENTS/O VERRUNS - 2022		SA	SUPP. AGREE & COST OVERRUNS	SF	7,100,000									7,100,000		7,100,000			7,100,000
MN 999	8803-SC-22	2022	MNDOT	DISTRICTWIDE SET ASIDES - SAFETY IMPROVEMENTS - 2022		SC	SAFETY IMPROVEMENT	SF	300,000									300,000		300,000			300,000
BB	TRF-0048-23H	2023	METRO BUS	SECT 5307: ST. CLOUD MTC; OPERATING ASSISTANCE		B9	TRANSIT OPERATIONS	FTA	9,600,000								1,500,000					8,100,000	9,600,000
BB	TRF-0048-23C	2023	METRO BUS	SECT 5307: ST. CLOUD MTC; PREVENTATIVE MAINTENANCE		B9	TRANSIT OPERATIONS	FTA	1,400,000								1,120,000					280,000	1,400,000
BB	TRF-0048-23A	2023	METRO BUS	ST. CLOUD MTC - PARATRANSIT OPERATING		TR	TRANSIT OPERATIONS	LF	4,700,000													4,700,000	4,700,000
BB	TRF-0048-23B	2023	METRO BUS	ST. CLOUD MTC - NORTHSTAR COMMUTER OPERATING		TR	TRANSIT OPERATIONS	LF	1,400,000													1,400,000	1,400,000
BB	TRF-0048-23D	2023	METRO BUS	SECT 5307: ST. CLOUD MTC; OFFICE EQUIP, IT & COMMUNICATIO N PROJECTS		B9	TRANSIT GRANT CAP IMP (NON-VEHICLE)	FTA	115,000								92,000					23,000	115,000
BB	TRS-0048-23T	2023	METRO BUS	ST. CLOUD MTC; FACILITY IMPROVEMENTS AND ADDITIONS		TR	TRANSIT VEHICLE PURCHASE	FTA	1,450,000								1,160,000					290,000	1,450,000
BB	TRF-0048-23G	2023	METRO BUS	SECT 5307: ST. CLOUD MTC; MAINTENANCE TOOLS & EQUIPMENT		B9	TRANSIT GRANT CAP IMP (NON-VEHICLE)	FTA	15,000								12,000					3,000	15,000
BB	TRF-0048-23F	2023	METRO BUS	SECT 5307: ST. CLOUD MTC; PURCHASE BUS SHELTERS		B9	TRANSIT GRANT CAP IMP (NON-VEHICLE)	FTA	25,000								20,000					5,000	25,000
BB	TRF-0048-23E	2023	METRO BUS	ST. CLOUD MTC; PURCHASE SIX (6) <30 FT. CNG DAR REPLACEMENT BUSES		BB	TRANSIT VEHICLE PURCHASE	FTA	1,410,000								1,128,000					282,000	1,410,000
PED/BIKE	073-090-012	2023	STEARNS COUNTY	BEAVER ISLAND TRAIL EXTENSION	0	RT	NEW TRAIL	STBG TAP 5K-200K	1,740,000	400,000		400,000										1,340,000	1,740,000
CSAH 75	073-675-XXX	2023	STEARNS COUNTY	STEARNS CSAH 75 (PAYBACK 1 OF 1)		RD	RECONDITIONING	STBGP 5K-200K	615,056				615,056		615,056								
PED/BIKE	220-090-002	2023	SARTELL	HERITAGE DRIVE CONNECTIVITY AND ENHANCEMENTS	0	RT	NEW TRAIL	STBG TAP 5K-200K	459,121	367,297		367,297										91,824	459,121
MSAS 113	220-113-002AC	2023	SARTELL	SARTELL 19TH AVE, FROM STEARNS CSAH	1.3	RC	RECONST.	STBGP 5K-200K	1,929,820				1,929,820		1,929,820								

Saint Cloud Area Planning Organization FY 2020-2023 Project Table									Running STIP Total	Running FHWA			Running Advanced Construction Payback Total			Running Total AC	Running FTA	Running TH Total			Running Bond	Running Other (Local)	Running Project Total
									\$241,757,823	\$46,574,545			\$4,568,078			\$11,124,356	\$12,445,200	\$101,850,939			\$7,138,750	\$69,480,191	\$248,314,101
Route System	Project Number	Year	Agency	Project Description	Mile	Program	Work Type	Proposed Funds	STIP Total	Target FHWA	Dist C FHWA	Total FHWA	Target AC Payback	Dist C AC Payback	Total AC Payback	Total AC	FTA	State TH	Dist C TH	Total TH	Bond	Other (Local)	Project Total
				4 TO STEARNS CSAH 133, RECONSTRUCTI ON (AC PAYBACK 1 OF 1)																			
MN 23	0503-91	2023	MNDOT	MN 23, AT US 10 INTERCHANGE IN ST. CLOUD, RECONSTRUCT MN 23 FROM 0.1 MI W OF LINCOLN AVE TO 0.1 MI W OF CR 1; RECONSTRUCT US 10 FROM 0.2 MI W OF ST. GERMAIN TO 0.1 MI N OF 15TH AVE SE; REPLACE BRIDGES OVER US 10, BR# 9021 WITH BR# 05019 AND BR# 9022 WITH BR# 05018; INCLUDES MULTIMODAL IMPROVEMENTS (AC PROJECT, PAYBACK IN 2024)	2.1	MC	RECONST.	NHPP	21,912,000	15,852,000		15,852,000				8,388,000		6,060,000		6,060,000			30,300,000
I 94	7380-259	2023	MNDOT	I-94, REPLACE BRIDGE NOS. 73875 AND 73876 OVER BNSF RR 0.6 MI W ON MN 23 INTERCHANGE	0.2	BR	BRIDGE REPLACEMENT	NHPP	6,054,000	5,448,600		5,448,600						605,400		605,400			6,054,000
MN 999	8803-SHL-23	2023	MNDOT	DISTRICTWIDE SET ASIDES - HIGHWAY SAFETY IMPROVEMENT PROGRAM - 2023		SH	OTHER	HSIP	3,016,800	2,715,120		2,715,120								301,680		301,680	3,016,800
MN 999	8803-SHS-23	2023	MNDOT	DISTRICTWIDE SET ASIDES - DISTRICT 3 HSIP SHARE - 2023				HSIP	1,805,556	1,625,000		1,625,000						180,556		180,556			1,805,556
MN 999	8803-AM-23	2023	MNDOT	DISTRICTWIDE SET ASIDES - LOCAL PARTNERHSIP PROGRAM - 2023		AM	COOP CONST AGREEMENT	SF	1,100,000									1,100,000		1,100,000			1,100,000
MN 999	8803-CA-23	2023	MNDOT	DISTRICTWIDE SET ASIDES - EXTERNAL PROJECT DEVELOPMENT - 2023		CA	MISCELLANEO US	SF	3,968,950									3,548,000		3,548,000	420,950		3,968,950
MN 999	8803-PD-23	2023	MNDOT	DISTRICTWIDE SET ASIDES - INTERNAL PROJECT		CA	MISCELLANEO US	SF	2,100,000									2,100,000		2,100,000			2,100,000

Saint Cloud Area Planning Organization FY 2020-2023 Project Table									Running STIP Total	Running FHWA			Running Advanced Construction Payback Total			Running Total AC	Running FTA	Running TH Total			Running Bond	Running Other (Local)	Running Project Total
									\$241,757,823	\$46,574,545			\$4,568,078			\$11,124,356	\$12,445,200	\$101,850,939			\$7,138,750	\$69,480,191	\$248,314,101
Route System	Project Number	Year	Agency	Project Description	Mile	Program	Work Type	Proposed Funds	STIP Total	Target FHWA	Dist C FHWA	Total FHWA	Target AC Payback	Dist C AC Payback	Total AC Payback	Total AC	FTA	State TH	Dist C TH	Total TH	Bond	Other (Local)	Project Total
				DEVELOPMENT - 2023																			
MN 999	8803-MA-23	2023	MNDOT	DISTRICTWIDE SET ASIDES - MISC AGREEMENTS - 2023		MA	MISC. AGREEMENT	SF	400,000									400,000		400,000			400,000
MN 999	8803-RB-23	2023	MNDOT	DISTRICTWIDE SET ASIDES - LANDSCAPING - 2023		RB	LANDSCAPE PARTNERSHIP	SF	30,000									30,000		30,000			30,000
MN 999	8803-RW-23	2023	MNDOT	DISTRICTWIDE SET ASIDES - RIGHT-OF-WAY - 2023		RW	RIGHT OF WAY PURCHASE	SF	2,000,000									2,000,000		2,000,000			2,000,000
MN 999	8803-PM-23	2023	MNDOT	DISTRICTWIDE SET ASIDES - PREVENTATIVE MAINTENANCE - 2023		PM	PREVENTIVE MAINTENANCE	SF	3,500,000									3,500,000		3,500,000			3,500,000
MN 999	8803-RX-23	2023	MNDOT	DISTRICTWIDE SET ASIDES - MISC ROAD & BRIDGE REPAIR (BARC) - 2023		RX	BARC	SF	2,500,000									2,500,000		2,500,000			2,500,000
MN 999	8803-SA-23	2023	MNDOT	DISTRICTWIDE SET ASIDES - SUPPLEMENTAL AGREEMENTS/O VERRUNS		SA	SUPP. AGREE & COST OVERRUNS	SF	4,400,000									4,400,000		4,400,000			4,400,000
MN 999	8803-SC-23	2023	MNDOT	DISTRICTWIDE SET ASIDES - SAFETY IMPROVEMENTS - 2023		SC	SAFETY IMPROVEMENT	SF	300,000									300,000		300,000			300,000



Saint Cloud Area Planning Organization

1040 County Road 4, St. Cloud, MN 56303-0643
(320) 252-7568 • (320) 252-6557 (FAX) • E-mail: admin@stcloudapo.org • www.stcloudapo.org

TO: Saint Cloud Area Planning Organization Policy Board
FROM: Brian Gibson, Executive Director
RE: Fiscal Year 2018 Audit Results
DATE: May 30, 2019

Matt Itterman from Conway, Deuth, and Schmiesing will be in attendance to present the APO's audit results for FY 2018.

Requested action: Approval.



Saint Cloud Area Planning Organization

1040 County Road 4, St. Cloud, MN 56303-0643

(320) 252-7568 • (320) 252-6557 (FAX) • E-mail: admin@stcloudapo.org • www.stcloudapo.org

TO: Saint Cloud Area Planning Organization Policy Board
FROM: Brian Gibson, Executive Director
RE: Preliminary 2045 Traffic Model Results and Project List
DATE: May 30, 2019

As we discussed briefly last month, APO staff has been busy working with your Technical Advisory Committee (TAC) to develop a list of roadway expansion projects for the region. SRF Consulting Group has been modeling the network impacts of regional growth with and without the projects. APO staff will present the preliminary results of that modeling for your information.

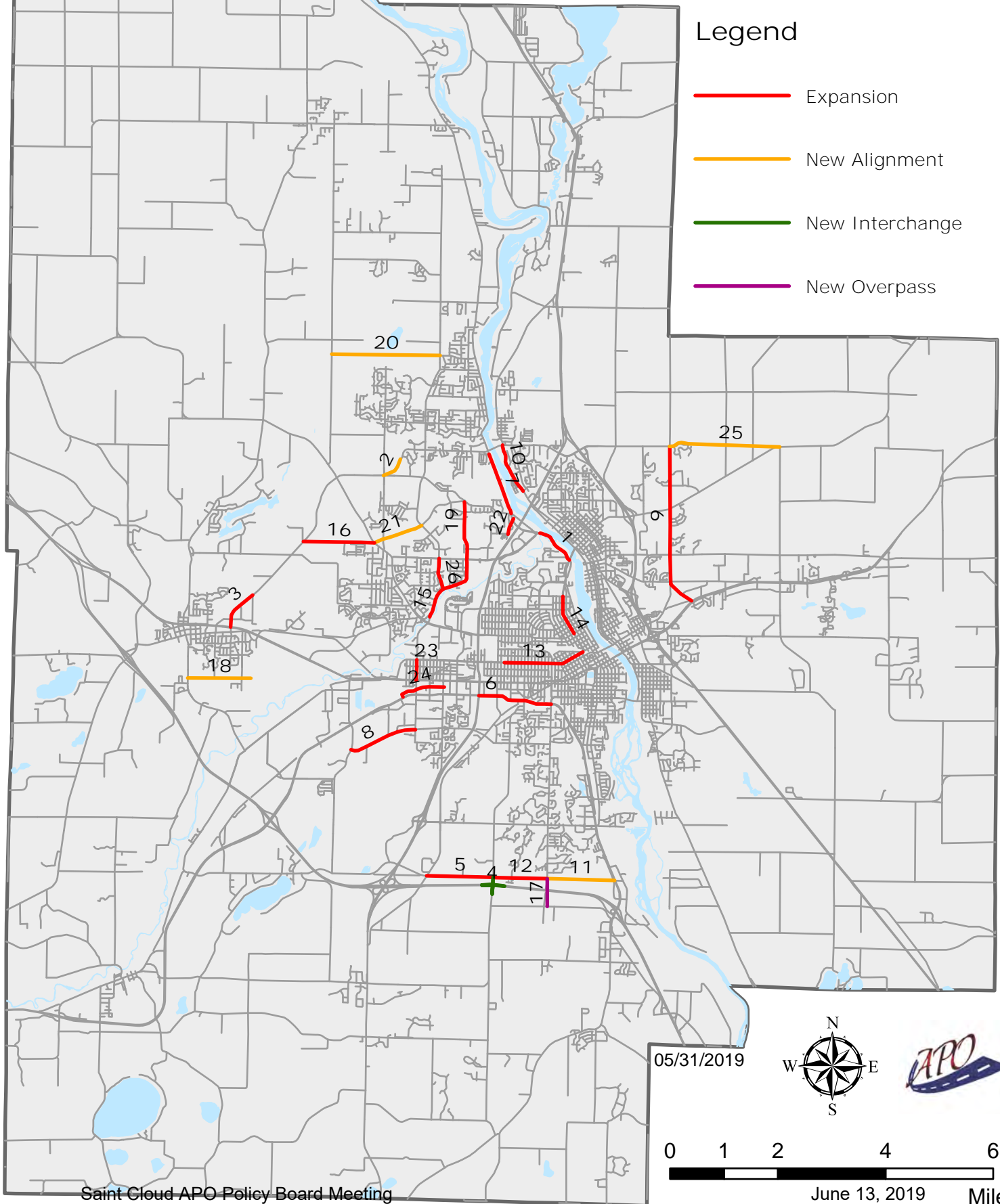
I am attaching slides from a PowerPoint presentation from SRF documenting the results of the preliminary modeling. I am also attaching a spreadsheet documenting the current list of capacity-expanding projects.

The next steps in this process are to compare the estimated project costs against expected future revenues for each jurisdiction to ensure that the project list meets fiscal constraint requirements. Also note that this list does not include reconstruction projects if capacity will not be added to the roadway. Such projects would have no impact on the model results. However, we are working with the TAC members to also develop a list of major non-capacity-expanding reconstruction projects to be included in the Metropolitan Transportation Plan.

APO staff anticipates being able to present to you a final list of capacity-expanding projects in July.

Requested action: None, informational only.

2045 Preliminary Projects



Map_ID	Jurisdiction	Type of Project	Project Location	Termini 1	Termini 2	Functional Class 2045	Miles	Free Flow Speed 2045	Facility Type 2045	Urban or Rural	Estimated Cost 2017 Dollars	Additional Project Details	Status	Plan	Priority
1	Stearns County	Expansion	CSAH 1/River Avenue North	MSAS 145/9th Avenue North	County Road 120	Minor Arterial	0.77	45	Four-Lane Undivided Arterial	Urban	\$4,543,000			APO LRTP, Sartell Comp Plan 2016	1
2	Stearns County	New Alignment	CSAH 133/2nd Street South	Theisen Road	CSAH 133/6th Street South/19th Avenue North	Minor Arterial	0.34	40	Four-Lane Undivided Arterial	Urban	\$2,006,000	New		Jodi Teich	2
3	Stearns County	Expansion	CSAH 133	CSAH 75	19th Avenue Northeast	Minor Arterial	0.97	55	Four-Lane Divided Arterial	Rural	\$4,559,000	New		Jodi Teich	3
4	Stearns County	New Interchange	I-94 at CSAH 136	I-94	CSAH 136/Oak Grove Road Southwest	Principal Arterial		35	Interchange	Urban	\$12,000,000			Comp Plan	4
5	Stearns County	Expansion	County Road 122/40th Street South	CSAH 74	CSAH 136/Oak Grove Road Southwest	Minor Collector	1.24	40	Four-Lane Collector	Rural	\$4,960,000	New		Jodi Teich	5
6	Stearns County	Expansion	CSAH 75/2nd Street South	Highway 15	MSAS 141/Cooper Avenue South	Minor Arterial	1.37	40	Six-Lane Divided Arterial	Urban	\$11,234,000	New		Jodi Teich	6
7	Stearns County	Expansion	CSAH 1/Riverside Avenue South	MSAS 118/Heritage Drive/River Oaks Lane	CSAH 78	Minor Arterial	1.18	45	Four-Lane Undivided Arterial	Urban	\$6,372,000	Change to Four-Lane Undivided Arterial		Comp /APO 2040 LRTP	7
8	Stearns County	Expansion	CSAH 137/7th Street South	28th Avenue South	MSAS 103/10th Avenue South	Major Collector	1.28	45	Four-Lane Undivided Arterial	Urban	\$7,552,000	New		Jodi Teich	8
9	Benton County	Expansion	CSAH 1/Mayhew Lake Road Northeast	CSAH 29/35th Street Northeast	Highway 23	Minor Arterial	3.051	55	Four-Lane Undivided Arterial	Rural	\$12,204,000	Extend northern terminus to CSAH 29/35th Street Northeast and extend southern terminus to Highway 23	At this time Benton County has no active construction or engineering plans to expand this corridor.	APO 2040	1
10	Benton County	Expansion	CSAH 33/Benton Drive	CSAH 29/1st Street Northeast	18th Street Northwest	Minor Arterial	0.958	50	Four-Lane Undivided Arterial	Rural	\$3,832,000			APO 2040 LRTP	2
11	Saint Cloud	New Alignment	MSAS 156/40th Street South	CSAH 136/Oak Grove Road Southwest	CSAH 75/Roosevelt Road	Major Collector	1.25	40	Four-Lane Collector	Rural	\$5,000,000		Planning; construction will be development driven	Comp Plan 2016/CIP/2040 MTP	1
12	Saint Cloud	Expansion	MSAS 156/40th Street South	CSAH 136/Oak Grove Road Southwest	MSAS 141/Cooper Avenue	Major Collector	1	40	Four-Lane Collector	Rural	\$4,000,000	Extend the western terminus of the four-lane corridor to County 136.	Planning; construction will be development driven	Comp Plan 2016/CIP/2040 MTP	1
13	Saint Cloud	Expansion	MSAS 114/3rd Street North	31st Avenue North	MSAS 145/9th Avenue North	Minor Arterial	1.52	30	Four-Lane Undivided Arterial	Urban	\$8,968,000	Changed the eastern terminus of the four-lane corridor to 9th Avenue.		Comp Plan 2016	
14	Saint Cloud	Expansion	MSAS 145/9th Avenue North	MSAS 148/15th Street North	CSAH 4/8th Street North	Minor Arterial	0.74	30	Four-Land Divided Expressway	Urban	\$5,476,000			Comp Plan 2016	
15	Saint Cloud	Expansion	County Road 134	Sauk River Bridge	CSAH 120	Minor Arterial	1.42	45	Four-Lane Undivided Arterial	Urban	\$8,378,000	Extended northern terminus of the four-lane section of County 134 up PineCone Road to County 120.		2040 MTP	
16	Saint Cloud	Expansion	322 Street	CSAH 133	CSAH 4	Minor Collector	1.32	50	Three-Lane Collector	Rural	\$4,620,000	Extended the western terminus of project 10 (Sartell) to include expansion of three-lane corridor down 322nd Street.		Matt Glaesman	
17	Saint Cloud	New Overpass	MSAS 141/Cooper Avenue South	MSAS 141/Cooper Avenue South (End)	MSAS 166/255th Street	Major Collector	0.52	35	Overpass/Two-Lane Collector	Urban	\$14,392,000			Matt Glaesman	
18	Saint Joseph	New Alignment	Field Street	MSAS 107/College Avenue South	91st Avenue	Major Collector	1.17	40	Two-Lane Collector	Urban	\$3,276,000				
19	Sartell	Expansion	MSAS 117/Leander Ave	CSAH 120	MSAS 118/Heritage Drive	Minor Collector	1.06	40	Three-Lane Collector	Urban	\$5,724,000				
20	Sartell	New Alignment	15th Street North	MSAS 103/Pine Cone Road North	Townline Road/75th Avenue	Minor Collector	2.01	40	Four-Lane Collector	Rural	\$8,040,000		Unscheduled but included in Financial Mgmt. Plan	Comp	
21	Sartell	New Alignment	Roberts Road	MSAS 103/Pine Cone Road North	CSAH 4/322nd Street	Minor Collector	0.94	40	Three-Lane Collector	Rural	\$3,290,000		Unscheduled	Comp/APO 2040 LRTP	
22	Sartell	Expansion	MSAS 131/LeSauk Drive	CSAH 1/Riverside Avenue South	MSAS 130/Dehler Drive	Minor Collector	0.26	30	Three-Lane Collector	Rural	\$910,000				
23	Waite Park	Expansion	MSAS 103/10th Avenue North	CSAH 81/3rd Street North	CSAH 75/Division Street	Minor Arterial	0.39	40	Four-Land Divided Expressway	Urban	\$3,564,000				
24	Waite Park	Expansion	1st Street South	10th Avenue South	Highway 23	Minor Collector	0.82	30	Three-Lane Collector	Urban	\$4,428,000	Added to Model			
25	Benton County	New Alignment	CSAH 29 Extension	CSAH 1/Mayhew Lake Road	35th Avenue Northeast	Minor Arterial	2.06	55	Four-Lane Divided Arterial	Urban	\$15,244,000				3
26	Saint Cloud	Expansion	MSAS 165/Pine Cone Road South	County Road 134	CSAH 120	Minor Arterial	0.58	30	Four-Lane Undivided Arterial	Urban	\$3,422,000			Matt Glaesman	



St. Cloud Area Planning Organization

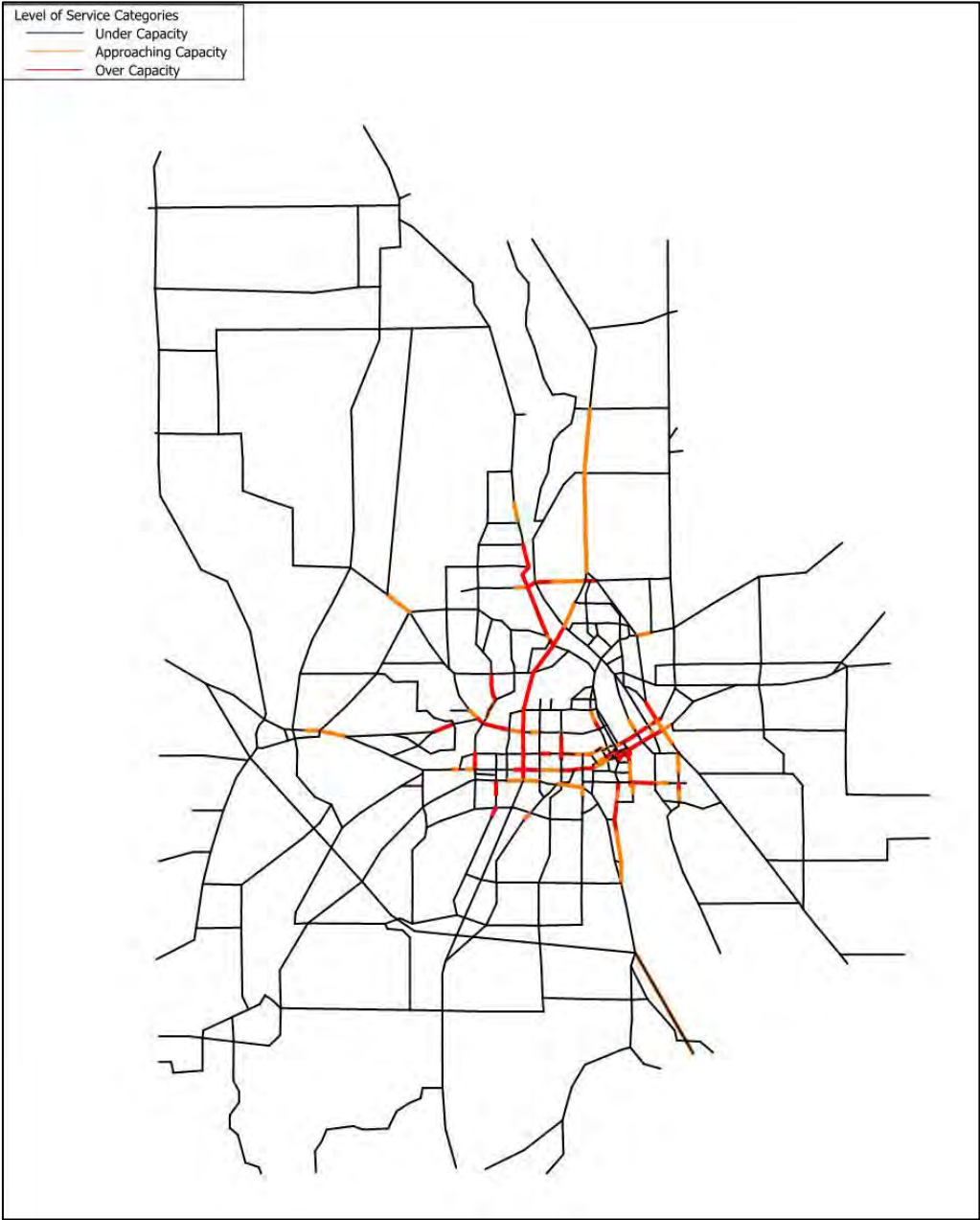
Metropolitan Transportation Plan Preliminary Modeling and Project List

Policy Board – June 13, 2019

Existing Congestion

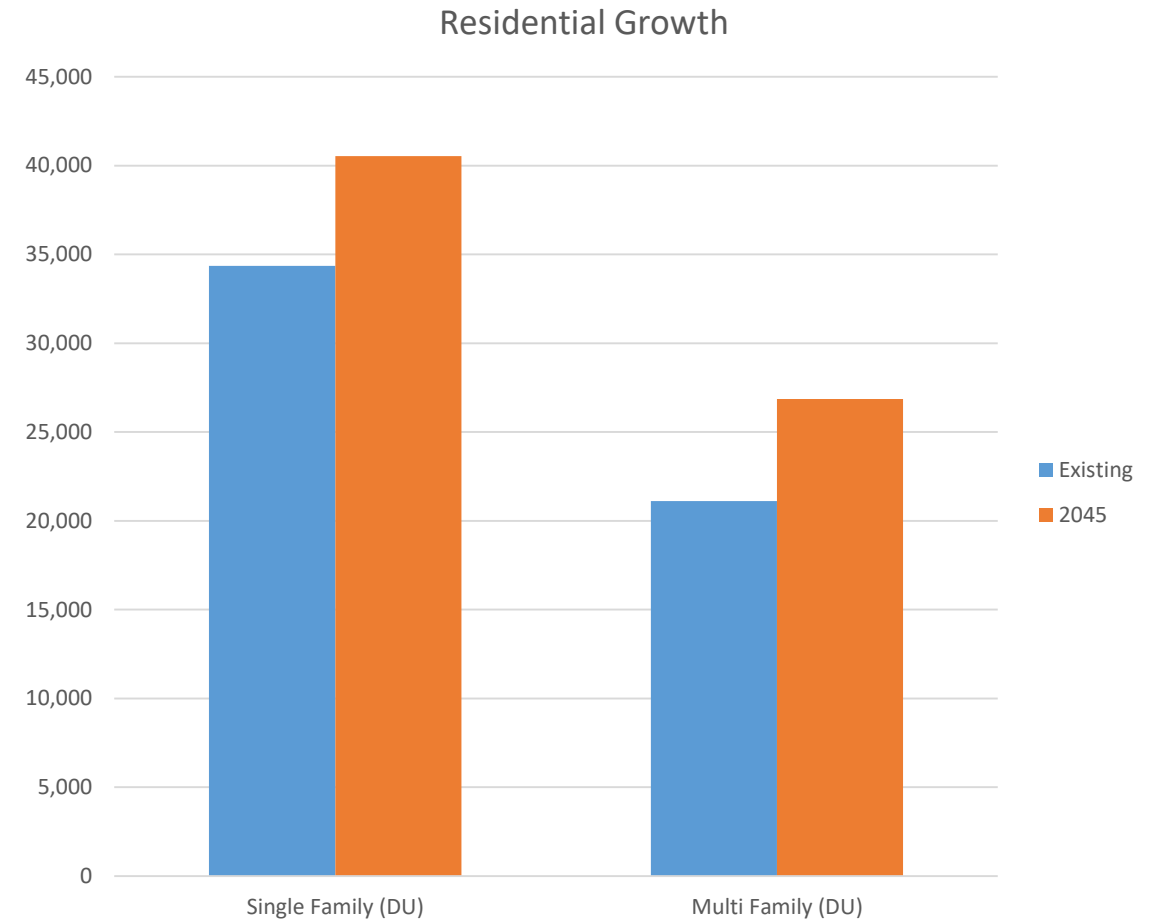
- Some congested segments today

Lane Miles	Under Capacity	Approaching Capacity	Over Capacity
Existing	1,088	65	55



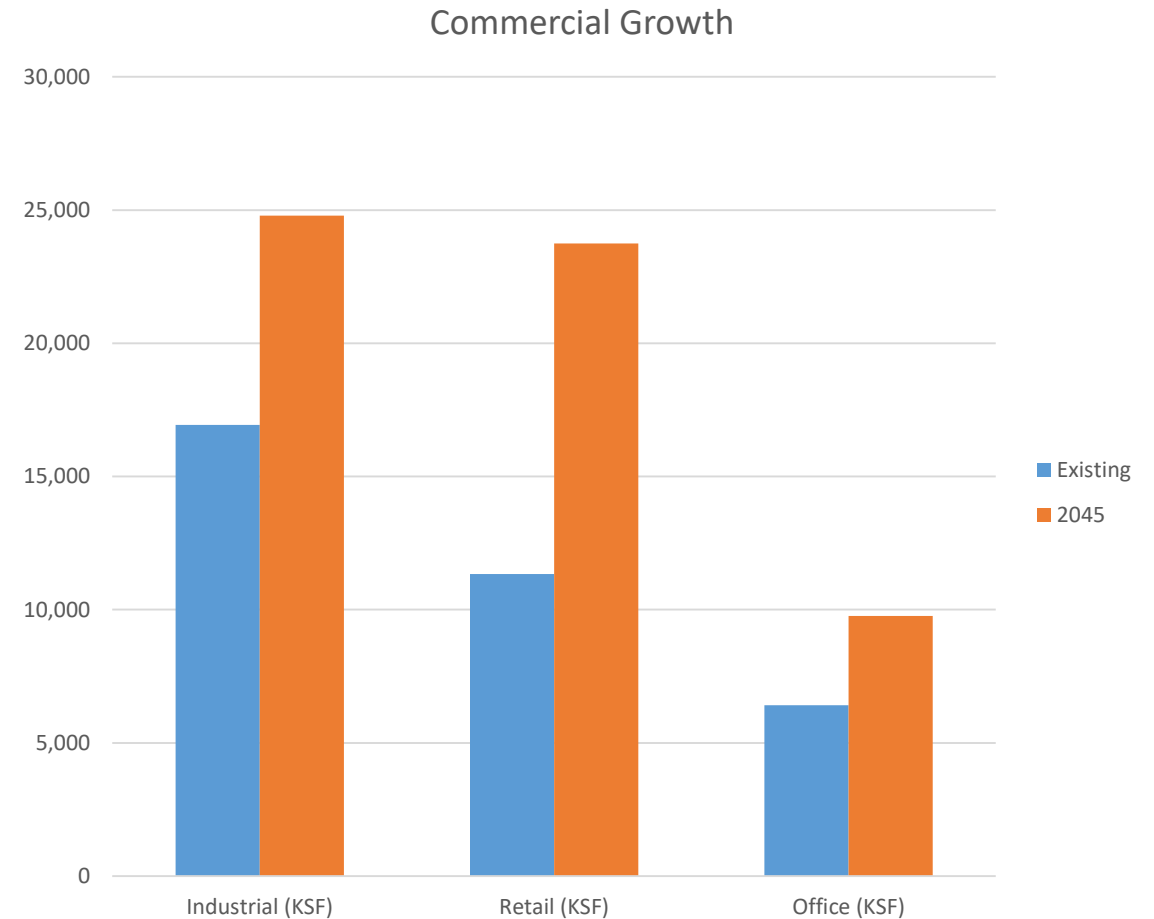
Residential Growth– Existing to 2045

- Residential development growing by 18% from 2015 to 2045



Commercial Growth– Existing to 2045

- Commercial development growing by 68%
- Growth exceeding residential levels results in trip patterns shifting away from existing markets due to high growth in other areas

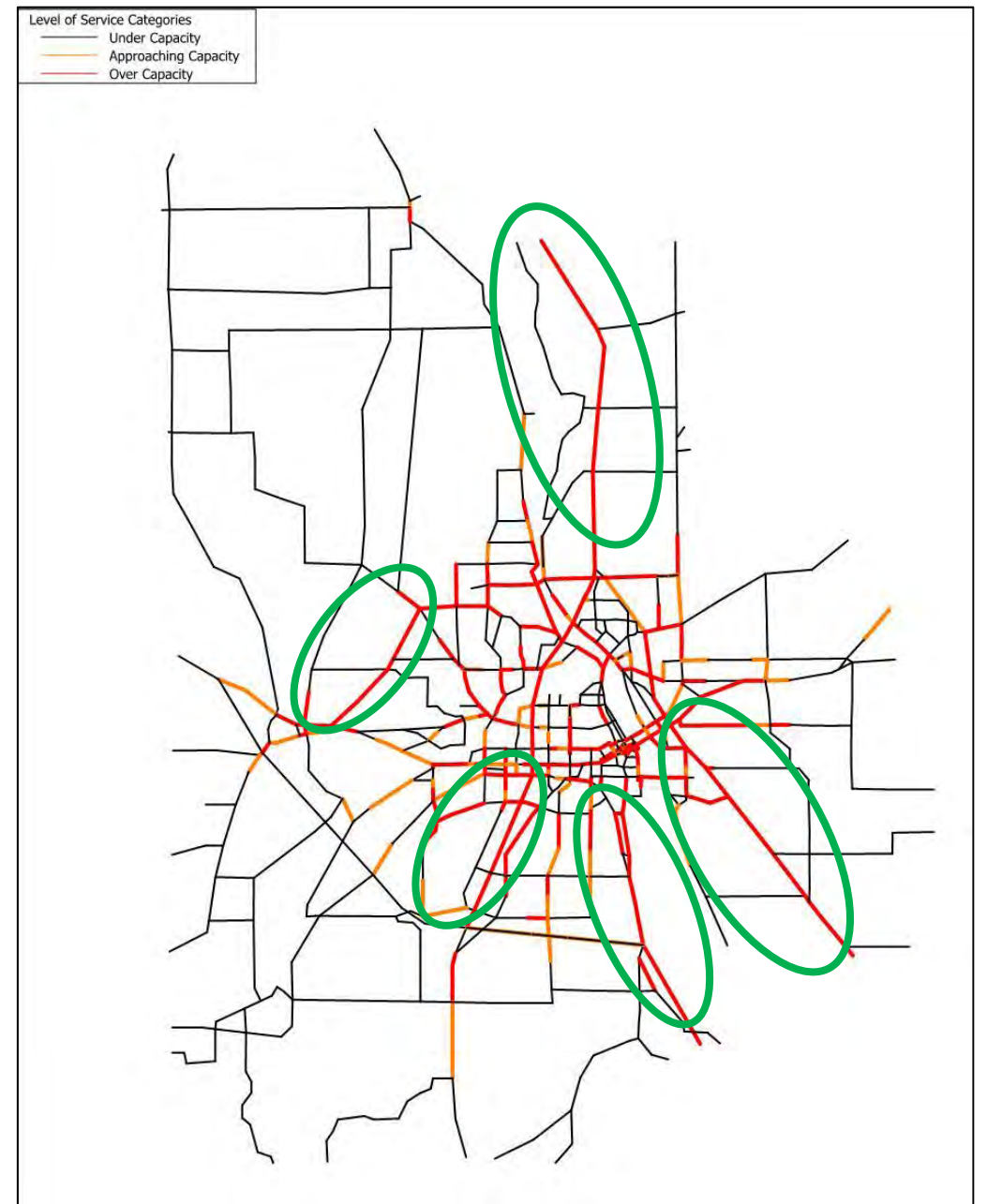


Year 2045 No Build Congestion

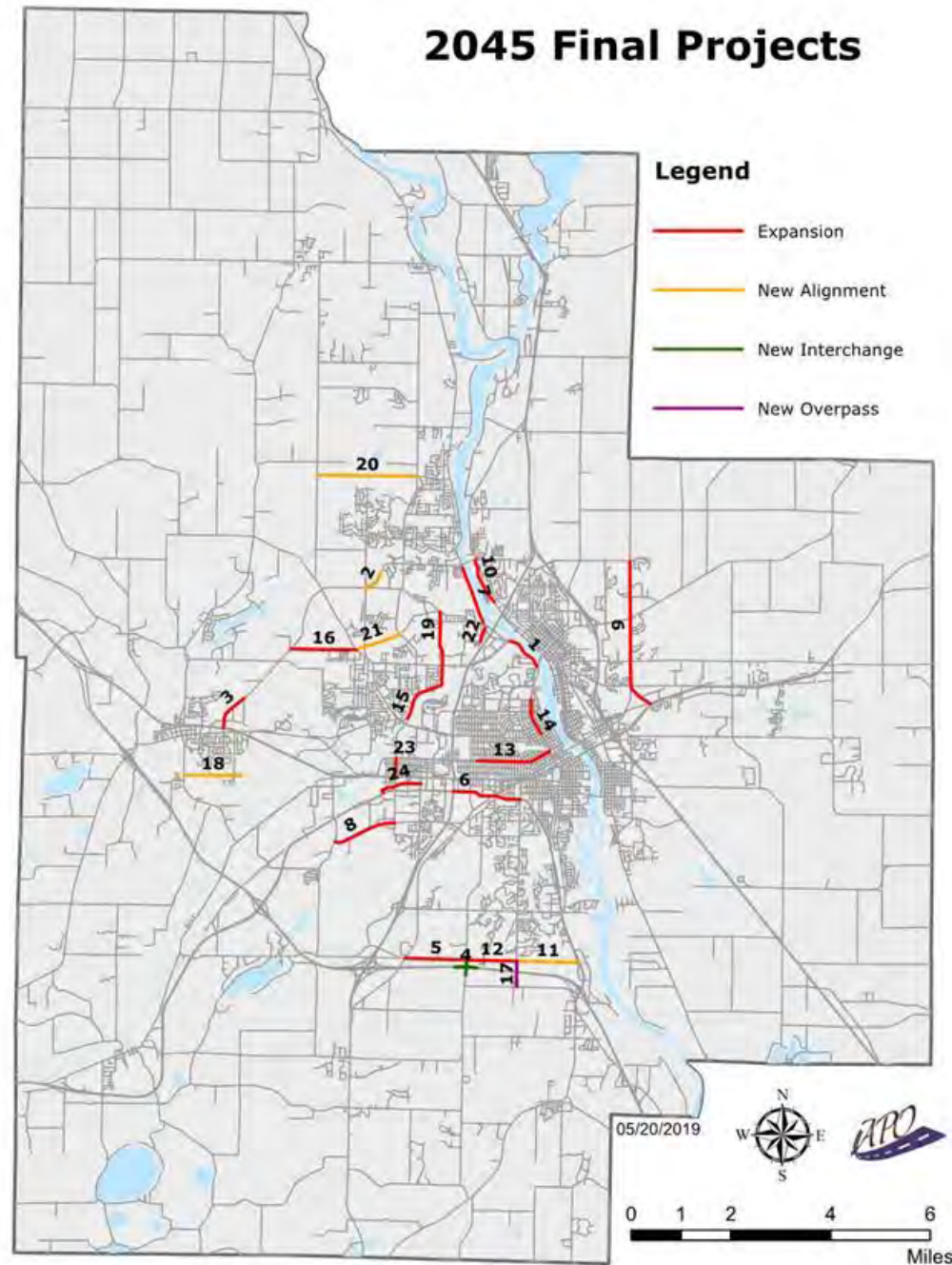
- Additional congestion in 2045 with existing + committed improvements

Lane Miles	Under Capacity	Approaching Capacity	Over Capacity	Total Lane Miles
2015 Network	1,088	65	55	1,208
Year 2045 E+C	765	121	328	1,214
Change	-323	+56	+273	

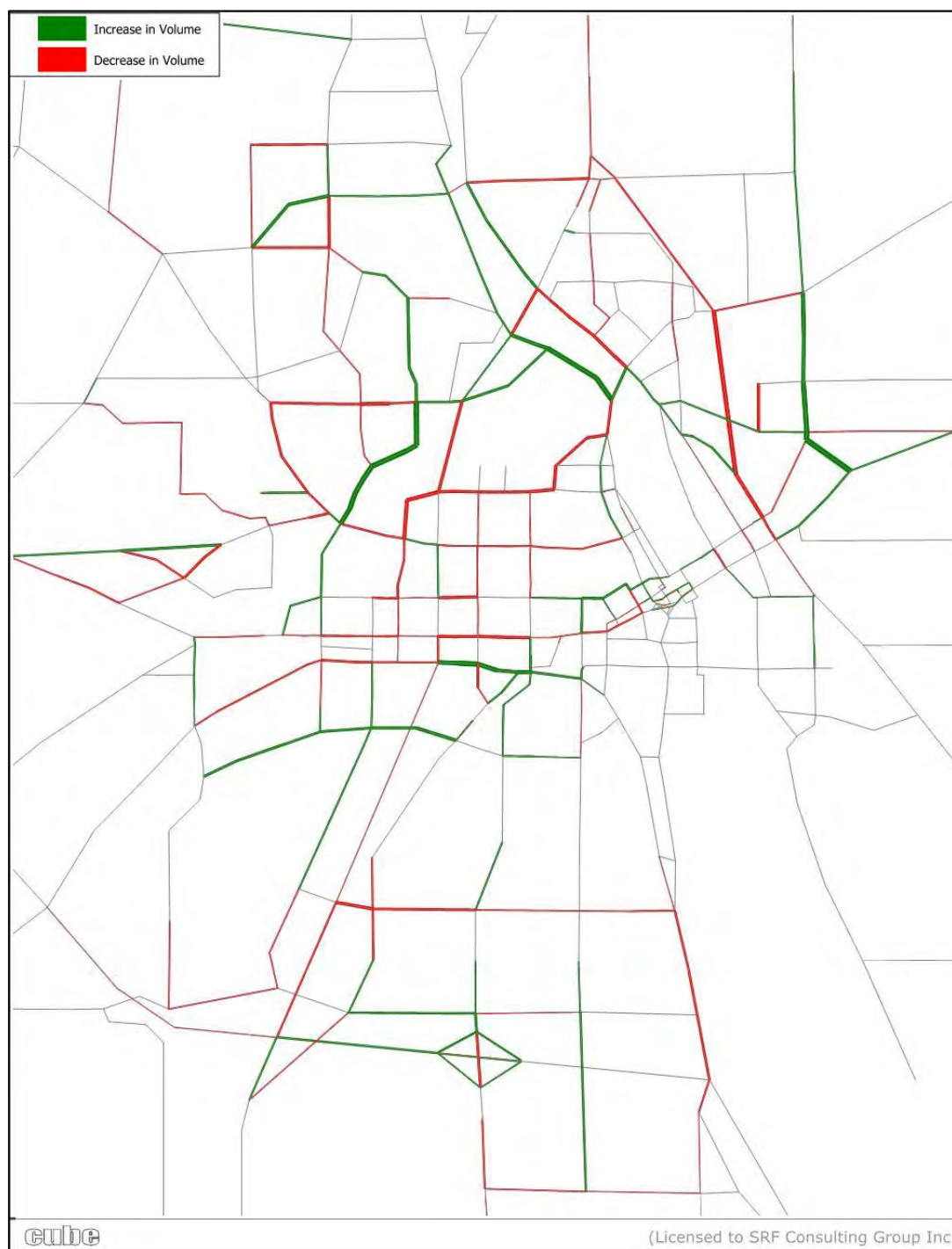
- TH 10, TH 23, TH 15 (south of I-94), I-94



2045 Final Projects



Year 2045 MTP Scenario – Change from E + C

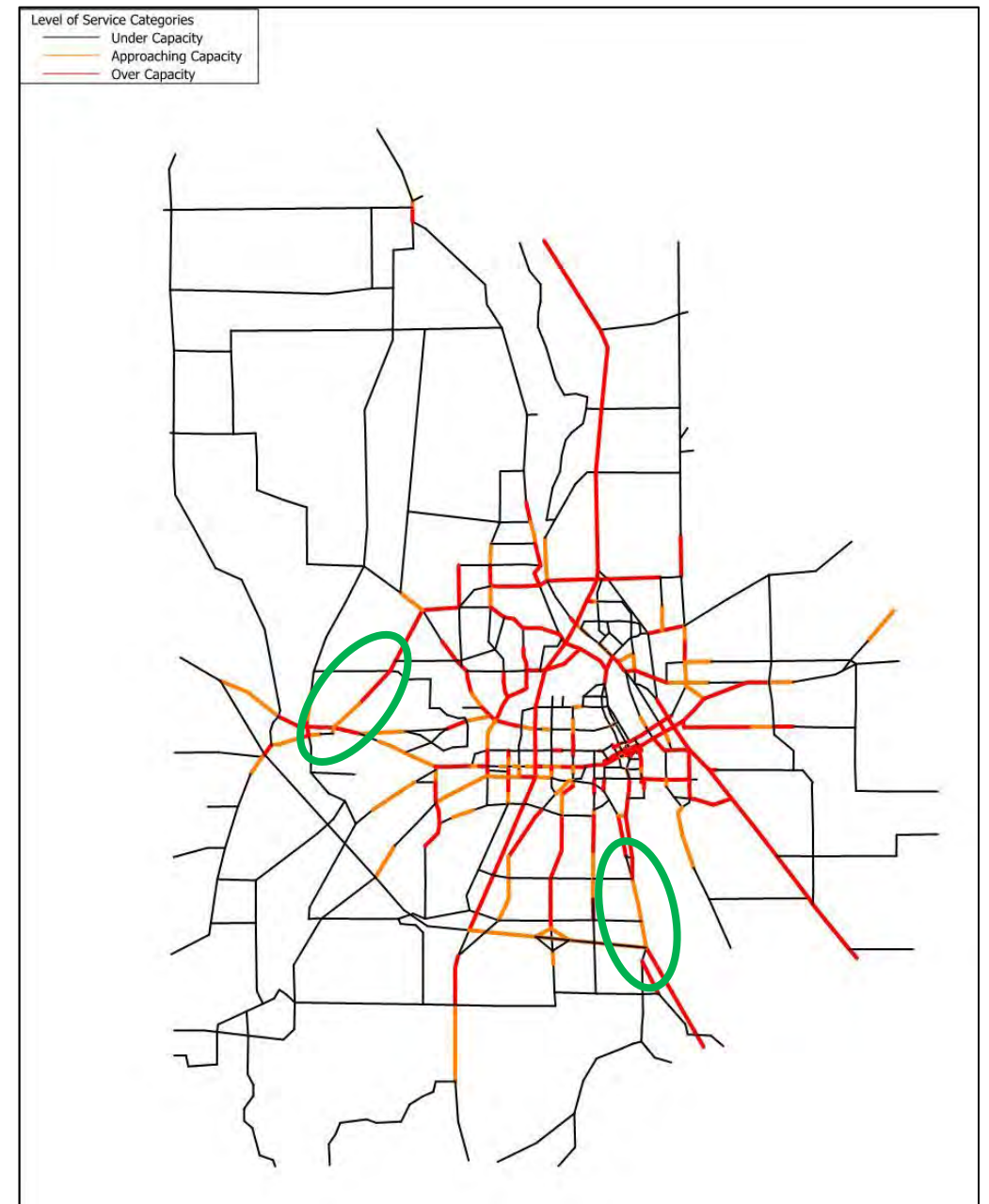


Year 2045 Build Congestion

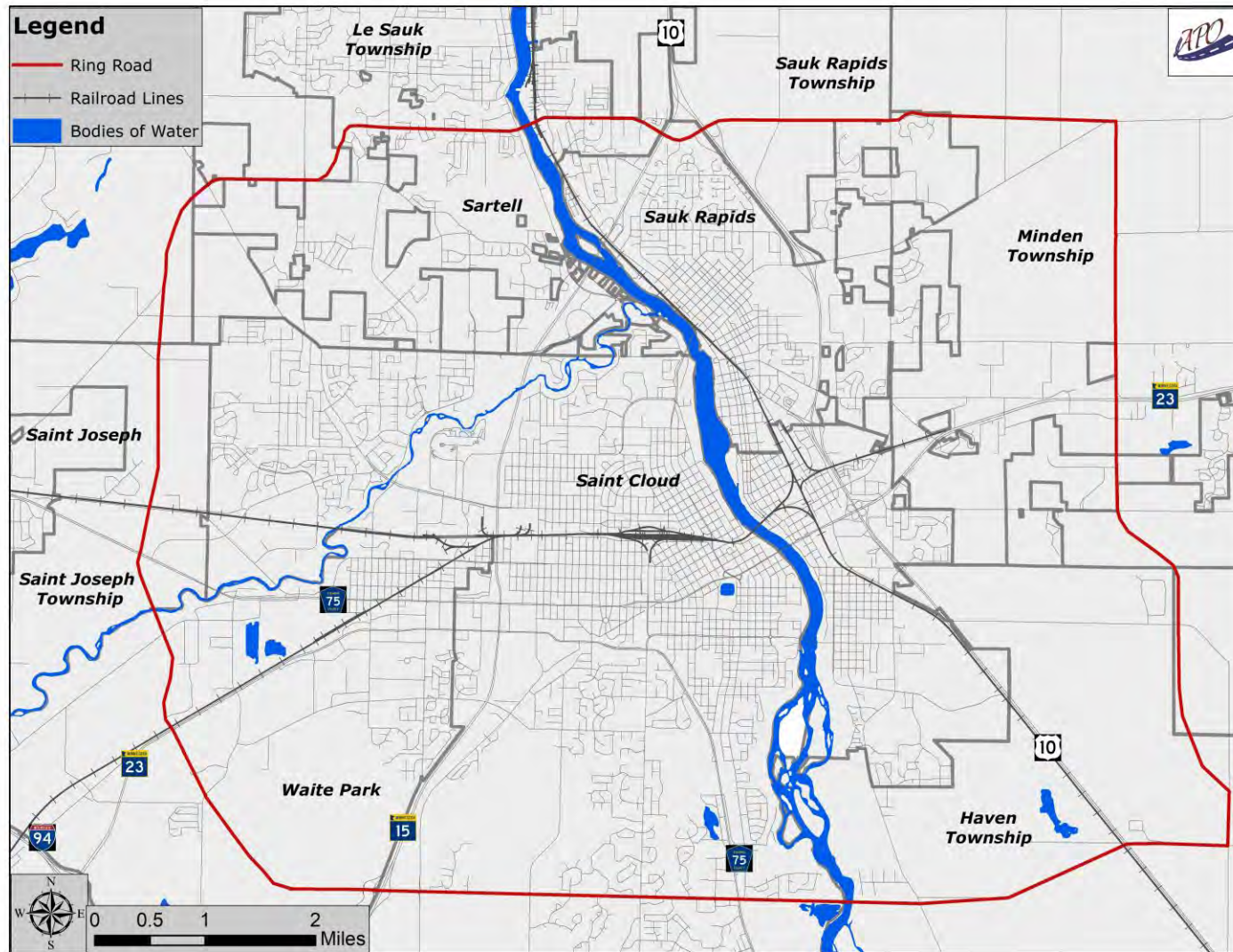
- MTP projects provide some relief to congested roadways

Lane Miles	Under Capacity	Approaching Capacity	Over Capacity	Lane Miles
Existing	1,088	65	55	1,208
Year 2045 E+C	765	121	328	1,214
Year 2045 MTP	846	145	287	1,278
Change from E+C	+81	+24	-41	

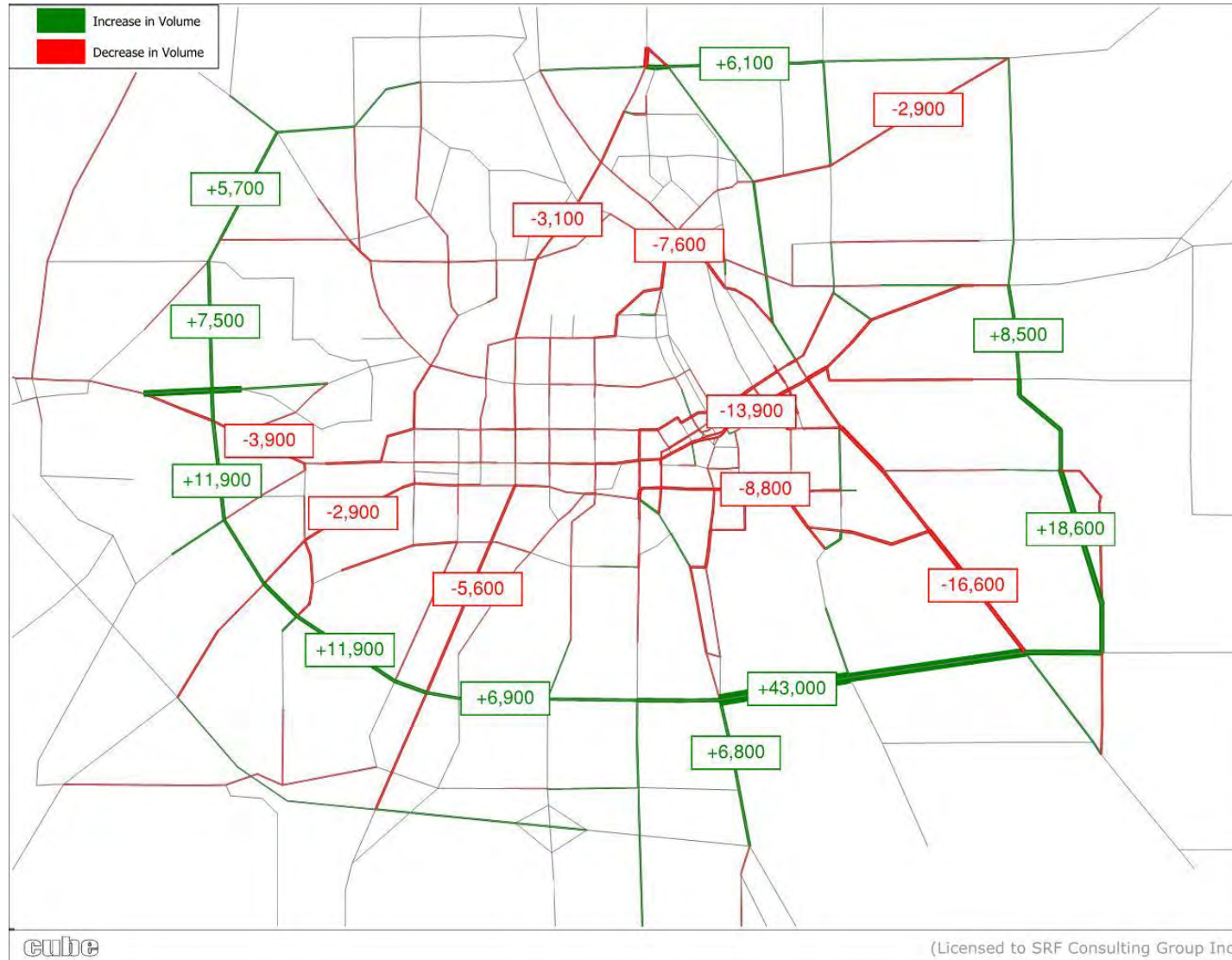
- Total Estimated Cost for MTP Scenario = \$149,328,000 (2017 \$)



Year 2045 – Ring Road Scenario Assumptions



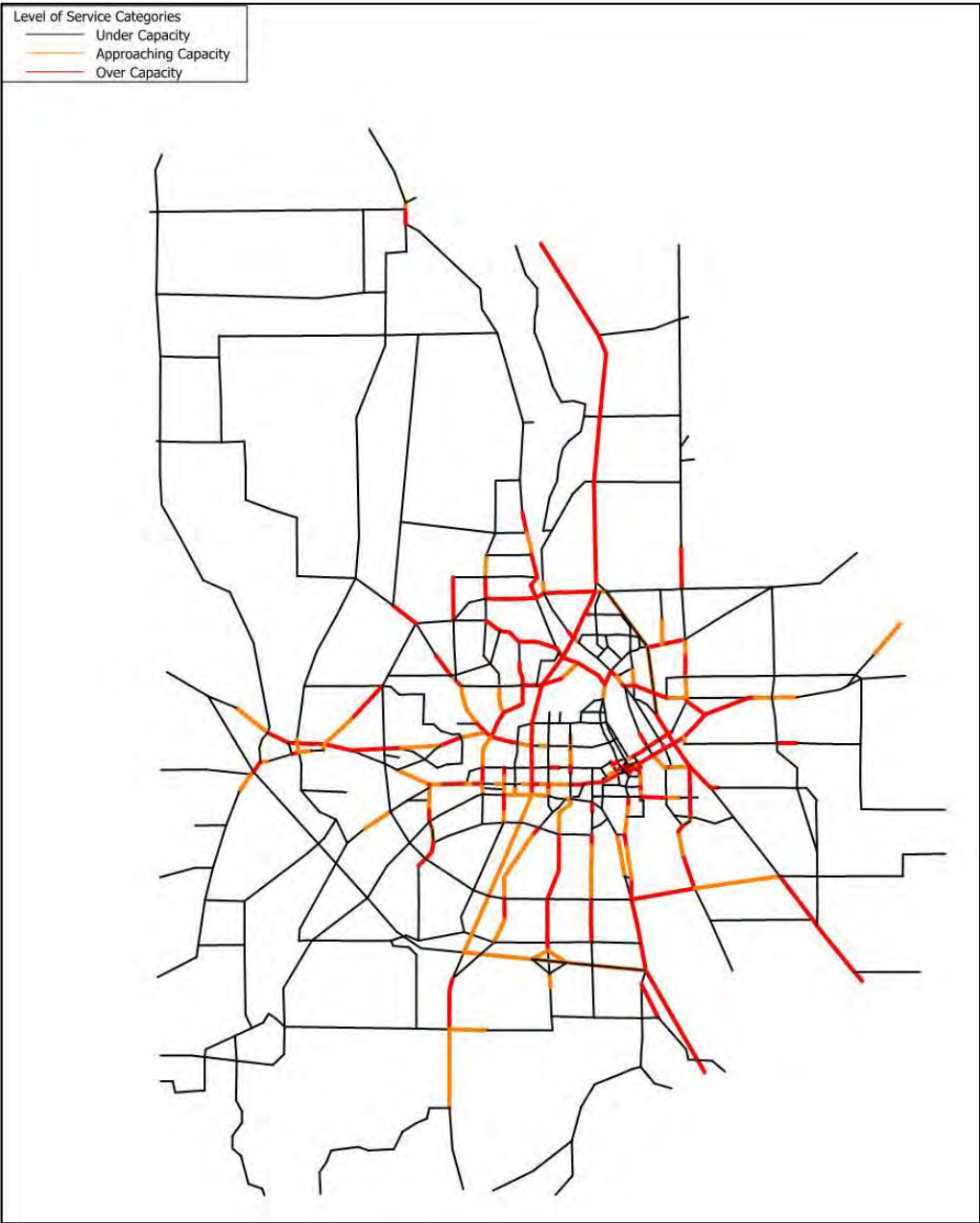
Year 2045 Ring Road Scenario – Delta from MTP



Year 2045 Ring Road Scenario - Congestion

Lane Miles	Under Capacity	Approaching Capacity	Over Capacity	Lane Miles
Existing	1,088	65	55	1,208
Year 2045 NB	765	121	328	1,214
Year 2045 MTP	846	145	287	1,278
Year 2045 MTP + Ring Road	973	150	235	1,358
Change from MTP	+127	+5	-52	

- Most Ring Road segments do **not** fit within fiscal constraint



Next Steps

- Develop more detailed project cost estimates
- Determine final fiscal constraint
- Finalize project list
- Run the model once more to show the impacts of the final projects



Saint Cloud Area Planning Organization

1040 County Road 4, St. Cloud, MN 56303-0643

(320) 252-7568 • (320) 252-6557 (FAX) • E-mail: admin@stcloudapo.org • www.stcloudapo.org

TO: Saint Cloud Area Planning Organization Policy Board
FROM: Brian Gibson, Executive Director
RE: RTCC Phase 1 Extension
DATE: June 7, 2019

Last year the APO was awarded a \$65,000 grant from the MnDOT Office of Transit to conduct the planning for a Regional Transportation Coordination Council (RTCC). The original deadline to complete the planning phase was June 30, 2019. However, APO staff and the consultant, WSB & Associates, are still working to complete all required tasks of the planning phase.

Recently, I met with MnDOT staff and they suggested that we extend both the MnDOT grant agreement and the consultant contract until August 30, 2019 to give us more time to complete the required tasks. As of June 1st, there was still \$17,000 of project budget remaining, which we feel is sufficient to complete the tasks, so this extension request is for additional time only and does not include additional funds.

Requested action: Approve a resolution authorizing the extension of the MnDOT grant agreement from the current deadline of June 30, 2019 to a new deadline of August 30, 2019 and approve the extension of the **APO's** contract with WSB & Associates to cover the same time period.



Saint Cloud Area Planning Organization

1040 County Road 4, St. Cloud, MN 56303-0643
(320) 252-7568 • (320) 252-6557 (FAX) • E-mail: admin@stcloudapo.org • www.stcloudapo.org

SAINT CLOUD AREA PLANNING ORGANIZATION
AUTHORIZING EXTENTION OF THE REGIONAL TRANSPORTATION COORDINATING
COUNCIL PHASE 1 PLANNING GRANT AGREEMENT WITH THE STATE OF
MINNESOTA
RESOLUTION 2019-08

WHEREAS the Saint Cloud Area Planning Organization is the body responsible for the continuous and comprehensive coordination of surface transportation options and alternatives for the Saint Cloud Metropolitan Area; and

WHEREAS the Saint Cloud Area Planning Organization was awarded a MnDOT grant in 2018 to complete the planning phase for a Regional Transportation Coordinating Council (RTCC) by June 30, 2019; and

WHEREAS Saint Cloud Area Planning Organization staff requires more time to complete the required tasks of the planning phase; and

WHEREAS MnDOT staff has concurred that a new deadline of August 30, 2019 is appropriate and acceptable;

NOW THEREFORE BE IT RESOLVED that the Saint Cloud Area Planning Organization Executive Director is hereby authorized to approve the extension of the MnDOT RTCC planning phase grant agreement with a new deadline of August 30, 2019.

CERTIFICATION

I hereby certify that the foregoing Resolution is a true and correct copy of the Resolution presented to and adopted by the Saint Cloud Area Planning Organization at a duly authorized meeting thereof, held on the 13th day of April, 2019, as shown by the minutes of said meeting in my possession.

ATTEST:

Jeff Westerlund, Chair

Brian Gibson, Executive Director

Date

Date