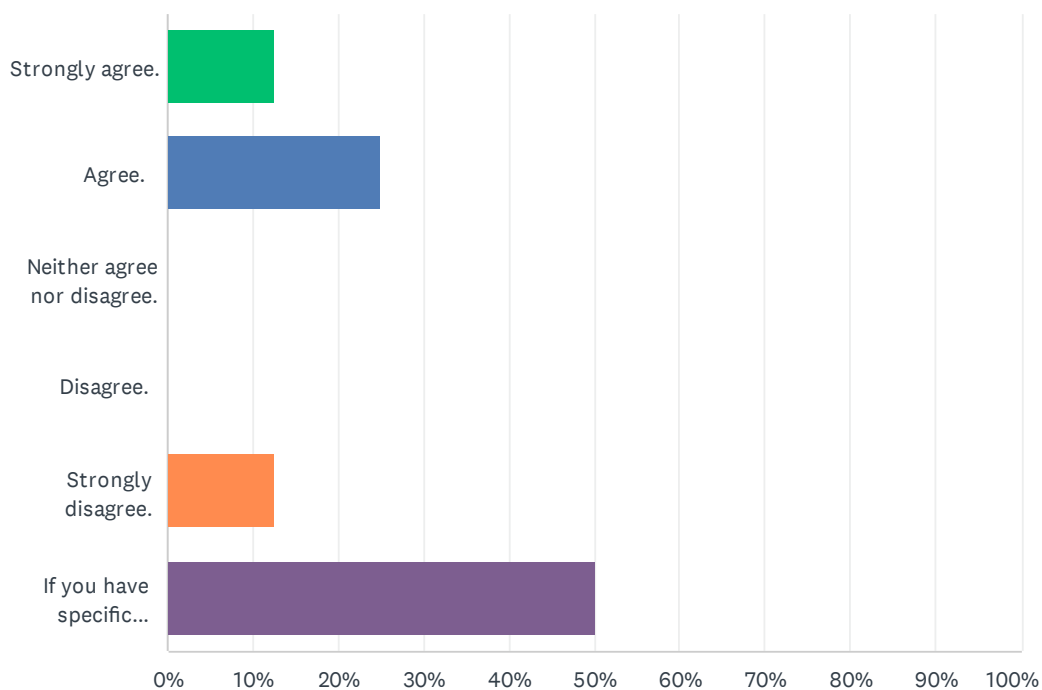


Q1 The Minnesota Department of Transportation is proposing to ADD a project within the APO's planning area in 2024. As part of the National Electric Vehicle Infrastructure (NEVI) program, MnDOT has received funding to install electric vehicle charging stations along I-94 as part of the Alternative Fuels Corridor (AFC) project. MnDOT is proposing to install an EV charging station within one mile of ONE of the following exits: 164A (Rockville); 167A (southbound MN 15 interchange); 167B (northbound MN 15 interchange); 171 (south junction of CSAH 75 near McStop); OR 173 (Opportunity Drive). A final determination of the location for this \$762,000 project has not been made. However, MnDOT is confident that one of these locations will be finalized within the upcoming weeks. Funding for this project will be split between federal funding (\$533,400) and the state's general fund (\$228,600). How do you feel about this proposed change?

Answered: 8 Skipped: 0



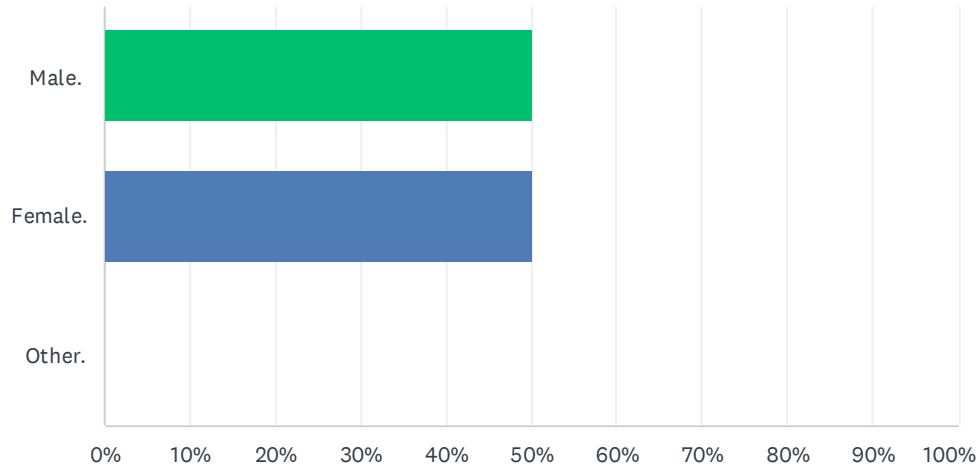
Transportation Improvement Program April-June 2024 Amendment Survey

ANSWER CHOICES	RESPONSES	
Strongly agree.	12.50%	1
Agree.	25.00%	2
Neither agree nor disagree.	0.00%	0
Disagree.	0.00%	0
Strongly disagree.	12.50%	1
If you have specific comments, you may type them in below.	50.00%	4
TOTAL		8

#	IF YOU HAVE SPECIFIC COMMENTS, YOU MAY TYPE THEM IN BELOW.	DATE
1	Strongly agree. When choosing a location, keep in mind that people may need the restroom and food and drink or services, a place for a dog to stretch. The only reason people use EV charging is that they are on a road trip and have probably been driving for a couple of hours previously.	4/22/2024 8:35 PM
2	If it is going to be done, would suggest exit 164A or 171	4/19/2024 5:04 PM
3	This money should be spent elsewhere. The number of EV's on the road versus gas vehicles is minimal. The money should be spent on the roads used by all the vehicles--not just for one group.	4/18/2024 9:42 PM
4	Strongly Agree. I would recommend exit 164A off Hwy 23 - the others either have no amenities at the exit or is already fairly congested (171).	4/17/2024 9:58 AM

Q3 What is your gender?

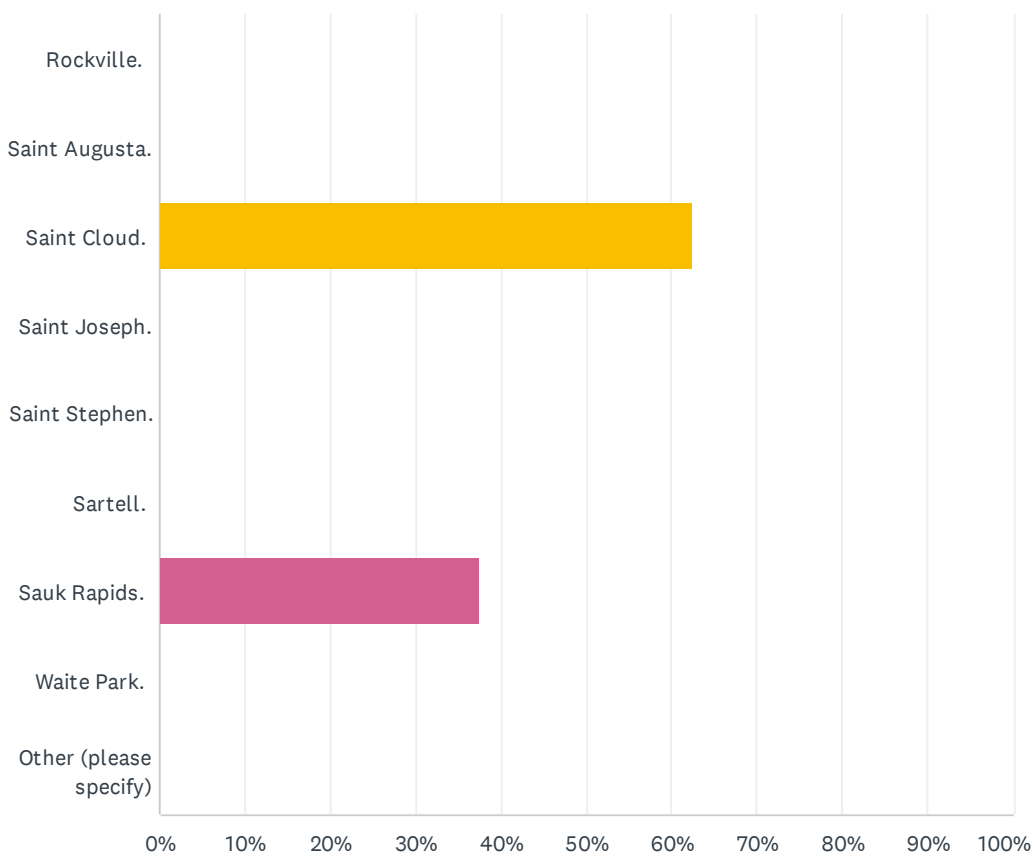
Answered: 8 Skipped: 0



ANSWER CHOICES	RESPONSES
Male.	50.00% 4
Female.	50.00% 4
Other.	0.00% 0
TOTAL	8

Q4 In what city do you reside?

Answered: 8 Skipped: 0

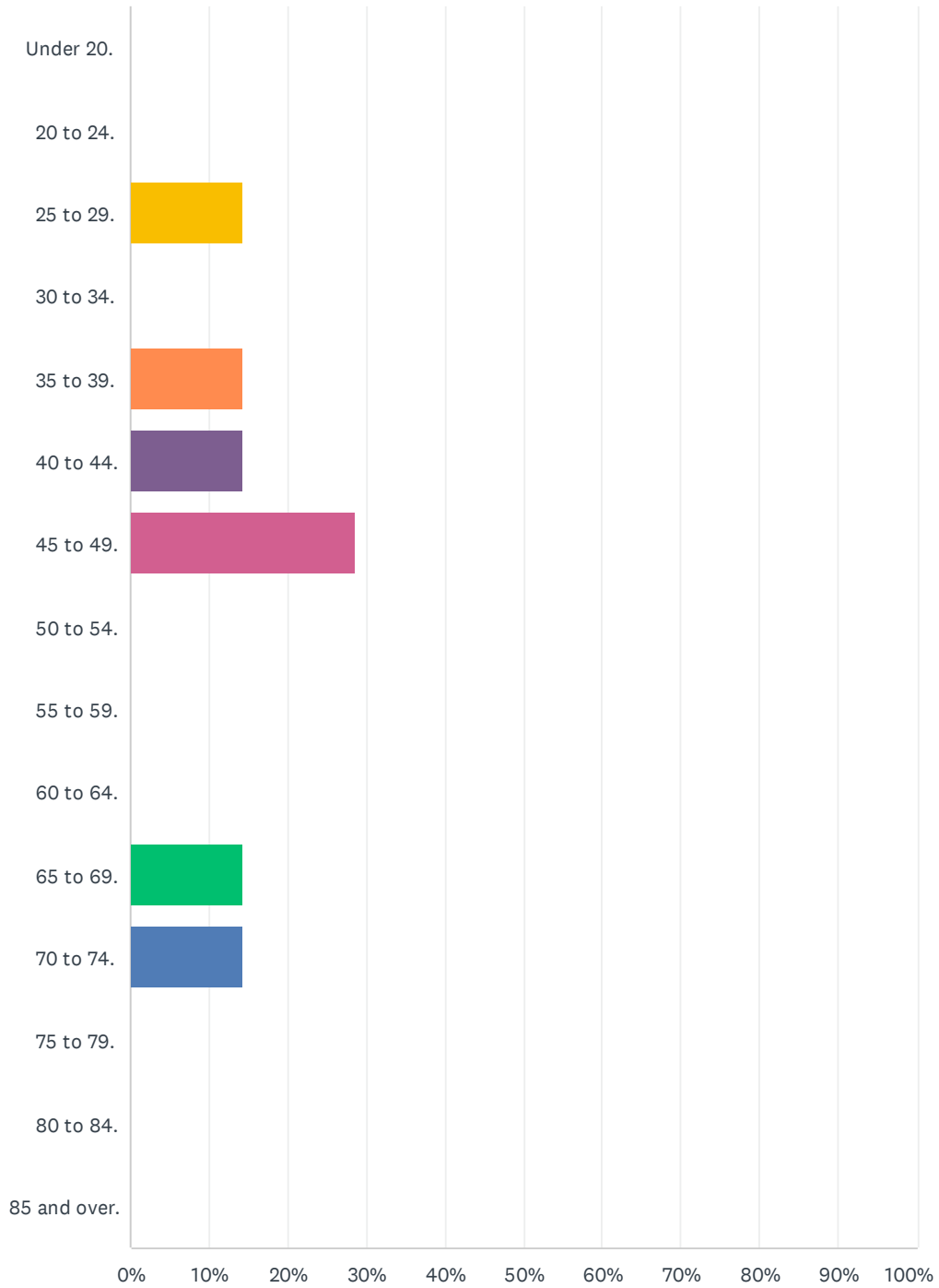


ANSWER CHOICES	RESPONSES
Rockville.	0.00% 0
Saint Augusta.	0.00% 0
Saint Cloud.	62.50% 5
Saint Joseph.	0.00% 0
Saint Stephen.	0.00% 0
Sartell.	0.00% 0
Sauk Rapids.	37.50% 3
Waite Park.	0.00% 0
Other (please specify)	0.00% 0
TOTAL	8

#	OTHER (PLEASE SPECIFY)	DATE
	There are no responses.	

Q5 What is your age?

Answered: 7 Skipped: 1

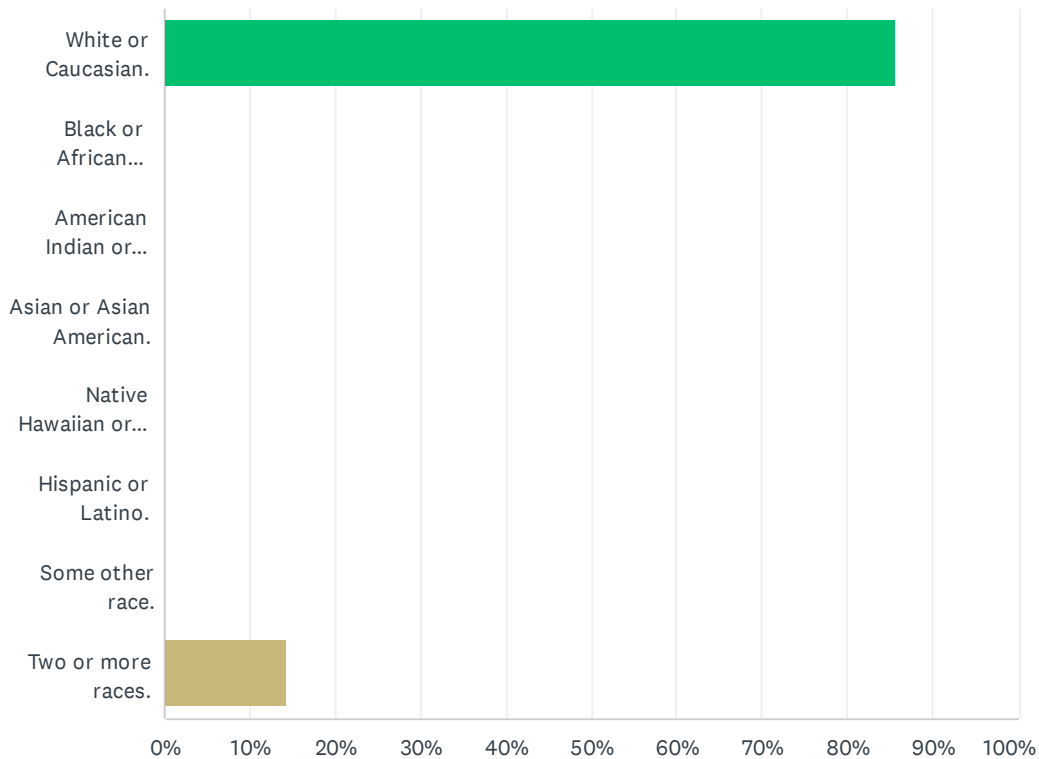


Transportation Improvement Program April-June 2024 Amendment Survey

ANSWER CHOICES	RESPONSES	
Under 20.	0.00%	0
20 to 24.	0.00%	0
25 to 29.	14.29%	1
30 to 34.	0.00%	0
35 to 39.	14.29%	1
40 to 44.	14.29%	1
45 to 49.	28.57%	2
50 to 54.	0.00%	0
55 to 59.	0.00%	0
60 to 64.	0.00%	0
65 to 69.	14.29%	1
70 to 74.	14.29%	1
75 to 79.	0.00%	0
80 to 84.	0.00%	0
85 and over.	0.00%	0
TOTAL		7

Q6 With what ethnicity do you most identify?

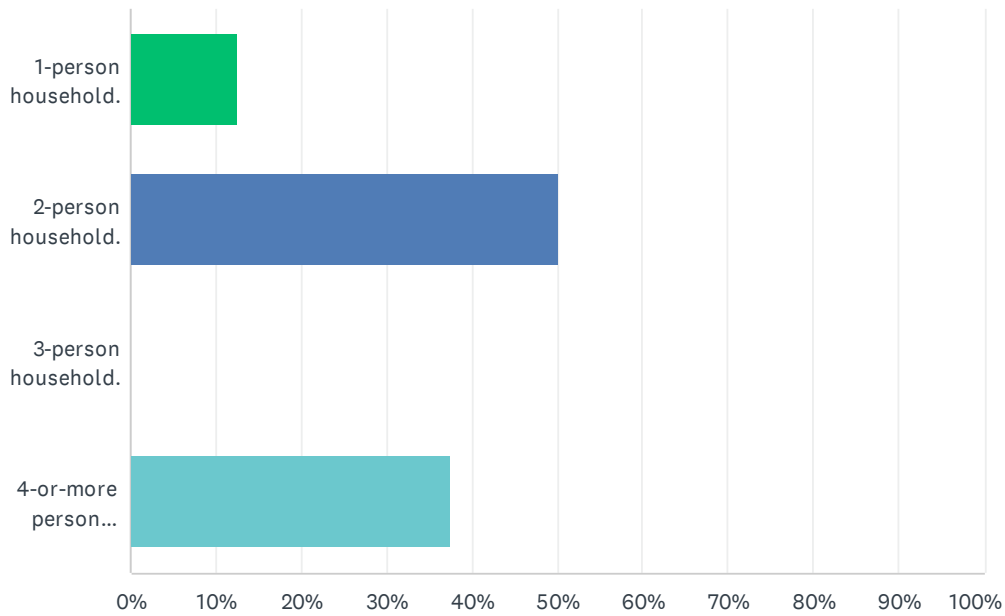
Answered: 7 Skipped: 1



ANSWER CHOICES	RESPONSES	
White or Caucasian.	85.71%	6
Black or African American.	0.00%	0
American Indian or Alaska Native.	0.00%	0
Asian or Asian American.	0.00%	0
Native Hawaiian or other Pacific Islander.	0.00%	0
Hispanic or Latino.	0.00%	0
Some other race.	0.00%	0
Two or more races.	14.29%	1
TOTAL		7

Q7 How many people live in your household?

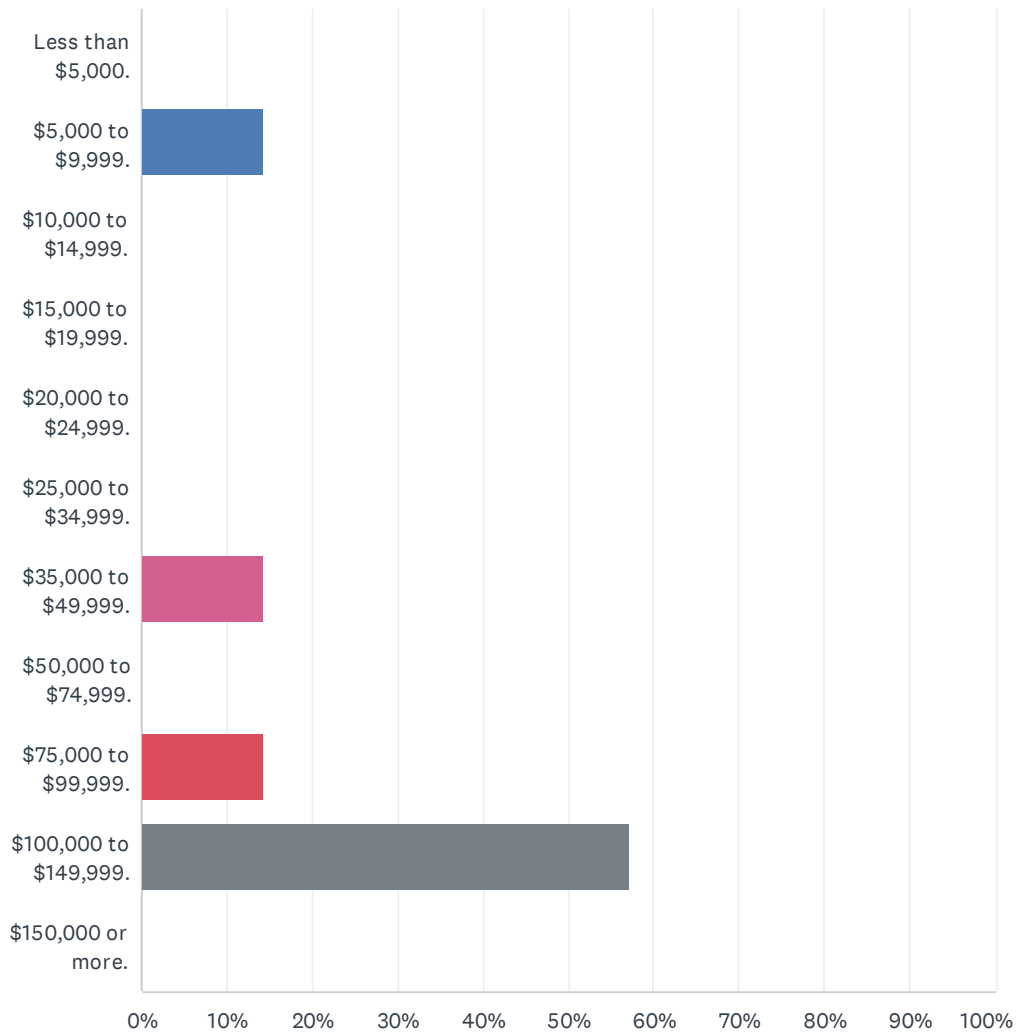
Answered: 8 Skipped: 0



ANSWER CHOICES	RESPONSES	
1-person household.	12.50%	1
2-person household.	50.00%	4
3-person household.	0.00%	0
4-or-more person household.	37.50%	3
TOTAL		8

Q8 What was your total household income last year?

Answered: 7 Skipped: 1

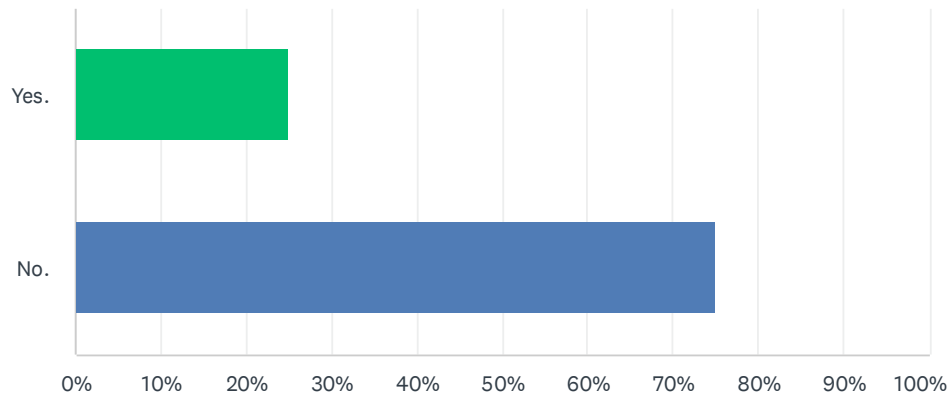


Transportation Improvement Program April-June 2024 Amendment Survey

ANSWER CHOICES	RESPONSES	
Less than \$5,000.	0.00%	0
\$5,000 to \$9,999.	14.29%	1
\$10,000 to \$14,999.	0.00%	0
\$15,000 to \$19,999.	0.00%	0
\$20,000 to \$24,999.	0.00%	0
\$25,000 to \$34,999.	0.00%	0
\$35,000 to \$49,999.	14.29%	1
\$50,000 to \$74,999.	0.00%	0
\$75,000 to \$99,999.	14.29%	1
\$100,000 to \$149,999.	57.14%	4
\$150,000 or more.	0.00%	0
TOTAL		7

Q9 Do you have a physical disability?

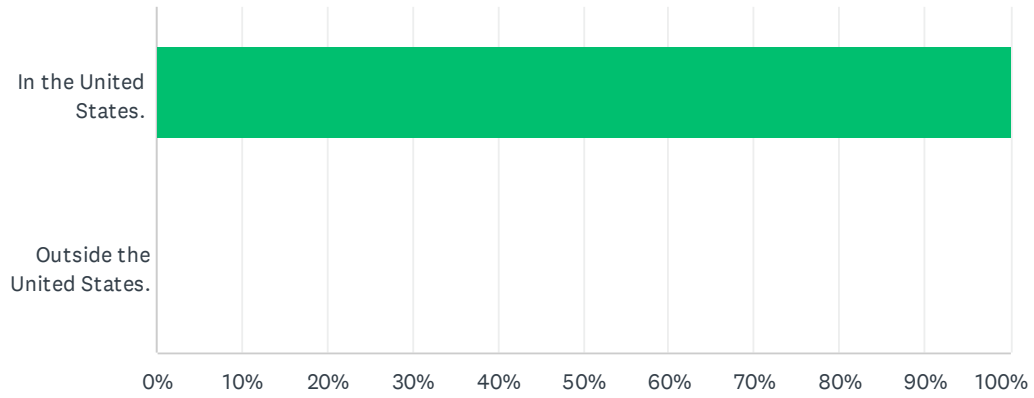
Answered: 8 Skipped: 0



ANSWER CHOICES	RESPONSES	
Yes.	25.00%	2
No.	75.00%	6
TOTAL		8

Q10 Where were you born?

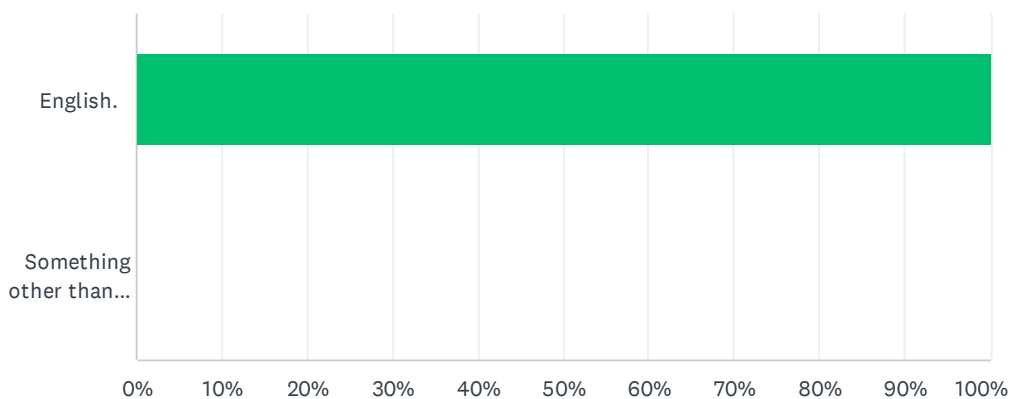
Answered: 6 Skipped: 2



ANSWER CHOICES	RESPONSES	
In the United States.	100.00%	6
Outside the United States.	0.00%	0
TOTAL		6

Q11 What is the primary language spoken in your home?

Answered: 7 Skipped: 1



ANSWER CHOICES	RESPONSES
English.	100.00% 7
Something other than English (please specify).	0.00% 0
TOTAL	7

#	SOMETHING OTHER THAN ENGLISH (PLEASE SPECIFY).	DATE
	There are no responses.	