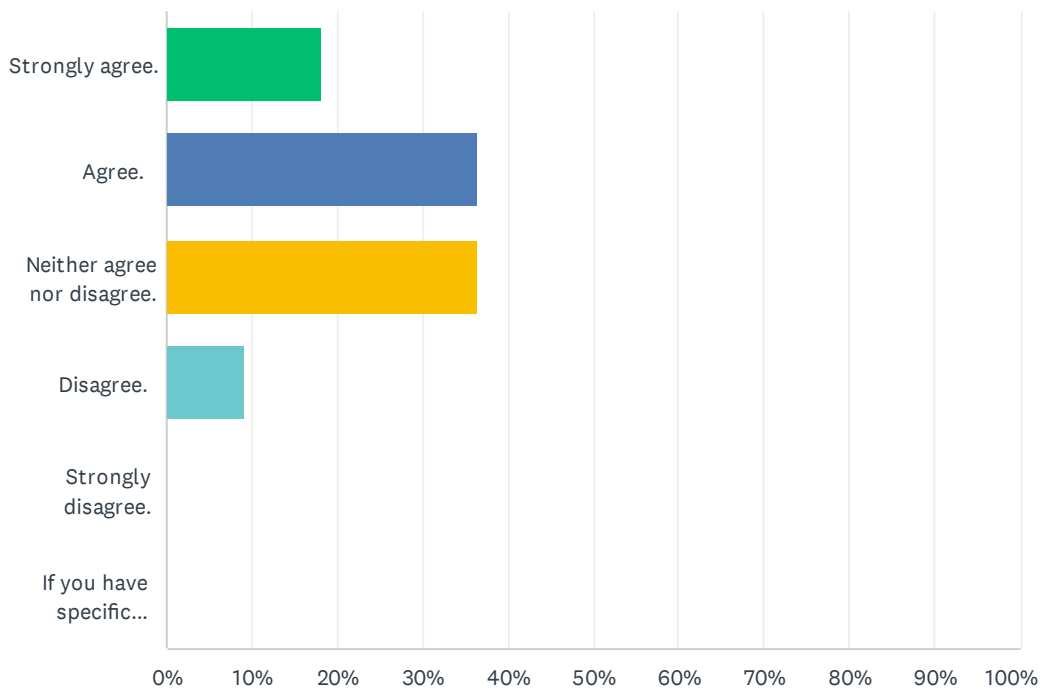


Q1 The Minnesota Department of Transportation is proposing to INCREASE the estimated project cost for the 2025 overlay of the CSAH 137 bridge spanning MN 15. MnDOT had originally anticipated the cost of this project to be \$921,000. However, a more refined project cost estimate is estimating the anticipated work to run approximately \$1.2 million. To cover the added project cost, an additional \$227,162 in Federal funding and an additional \$51,838 in state funding are being added to this project. How do you feel about this proposed change?

Answered: 11 Skipped: 0



ANSWER CHOICES	RESPONSES	
Strongly agree.	18.18%	2
Agree.	36.36%	4
Neither agree nor disagree.	36.36%	4
Disagree.	9.09%	1
Strongly disagree.	0.00%	0
If you have specific comments, you may type them in below.	0.00%	0
TOTAL		11

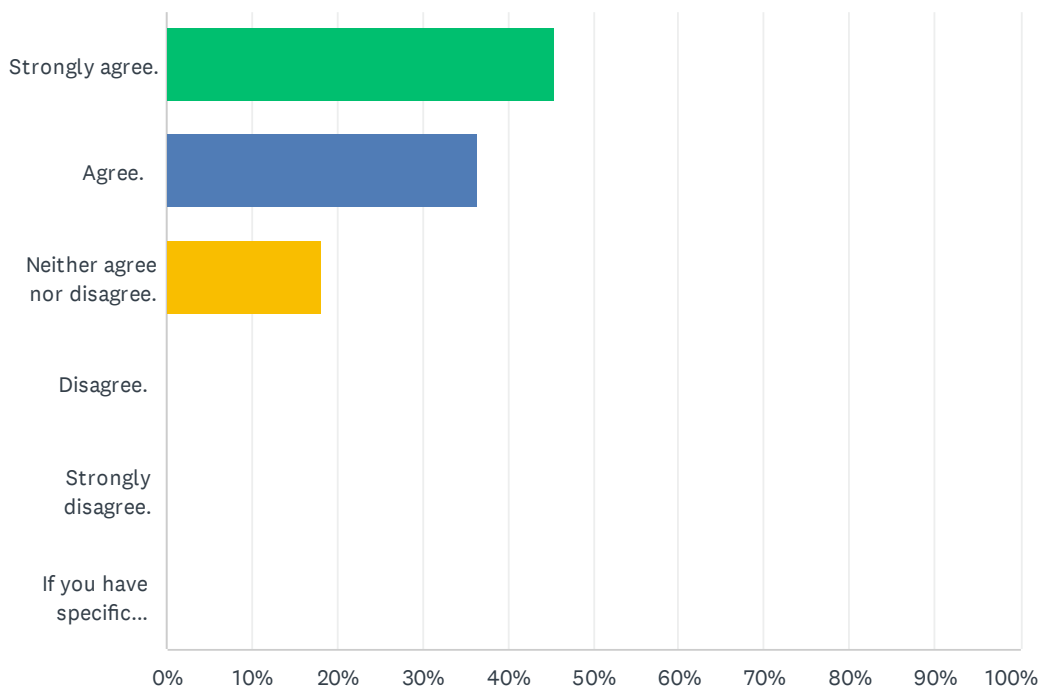
#	IF YOU HAVE SPECIFIC COMMENTS, YOU MAY TYPE THEM IN BELOW.	DATE
---	--	------

Transportation Improvement Program February - April 2024 Amendment Survey

There are no responses.

Q2 The City of Sauk Rapids is currently slated to do a reconstruction project of Second Avenue S from just south of the BNSF railroad tracks to 10th Street S in 2024. The Federal funding (\$1,135,120) for this project, however, is not available to the City until 2025. This would result in the City fronting the \$1,135,120 in 2024 and waiting until 2025 to be paid back -- a process known as Advance Construction. However, MnDOT District 3 is proposing to do a FEDERAL FUNDING SWAP involving the City of Sauk Rapids. This would result in the Federal funding (\$1,135,120) being made available to Sauk Rapids in 2024 instead of 2025. This means the City will no longer have to wait until 2025 to receive its Federal dollars. No cost estimate changes are anticipated at this time. How do you feel about this proposed change?

Answered: 11 Skipped: 0



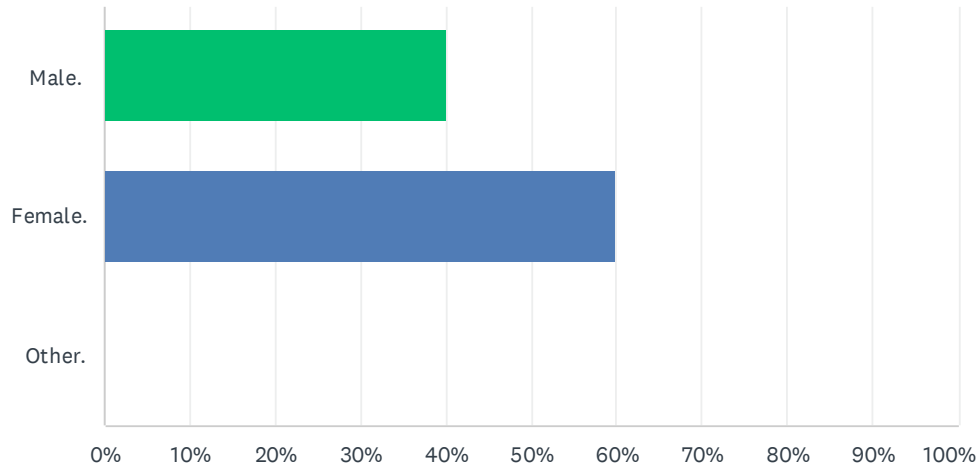
Transportation Improvement Program February - April 2024 Amendment Survey

ANSWER CHOICES	RESPONSES	
Strongly agree.	45.45%	5
Agree.	36.36%	4
Neither agree nor disagree.	18.18%	2
Disagree.	0.00%	0
Strongly disagree.	0.00%	0
If you have specific comments, you may type them in below.	0.00%	0
TOTAL		11

#	IF YOU HAVE SPECIFIC COMMENTS, YOU MAY TYPE THEM IN BELOW.	DATE
	There are no responses.	

Q4 What is your gender?

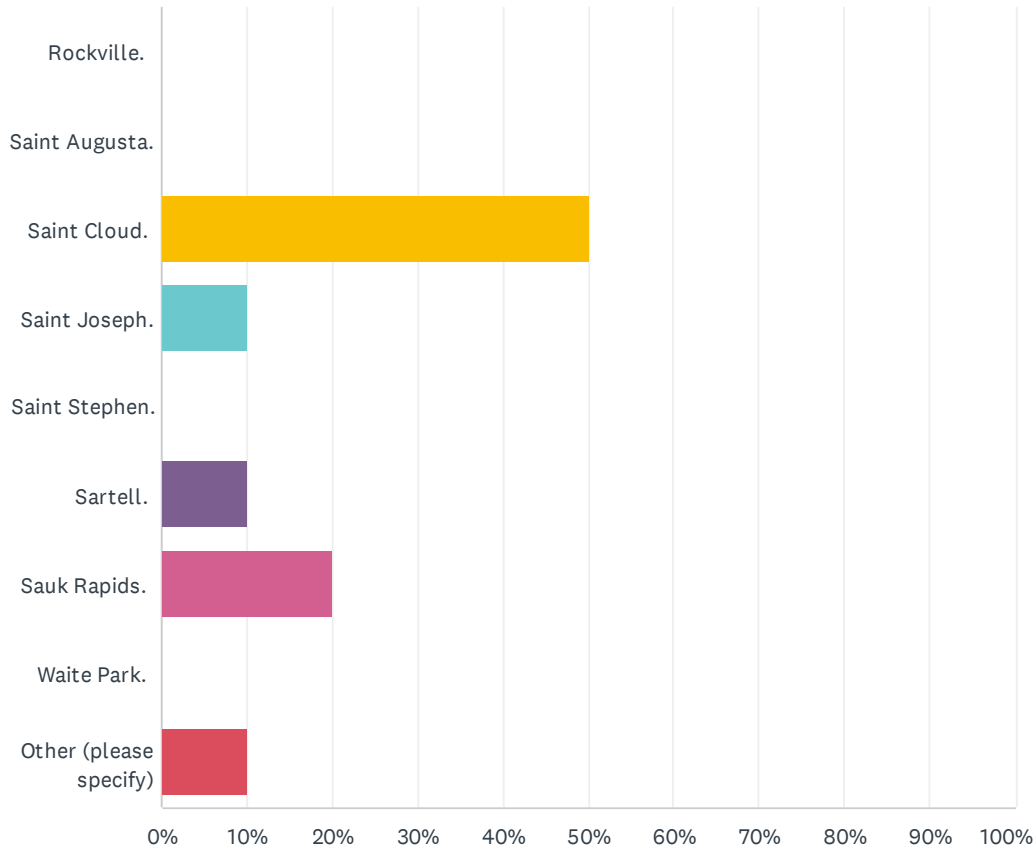
Answered: 10 Skipped: 1



ANSWER CHOICES	RESPONSES
Male.	40.00% 4
Female.	60.00% 6
Other.	0.00% 0
TOTAL	10

Q5 In what city do you reside?

Answered: 10 Skipped: 1

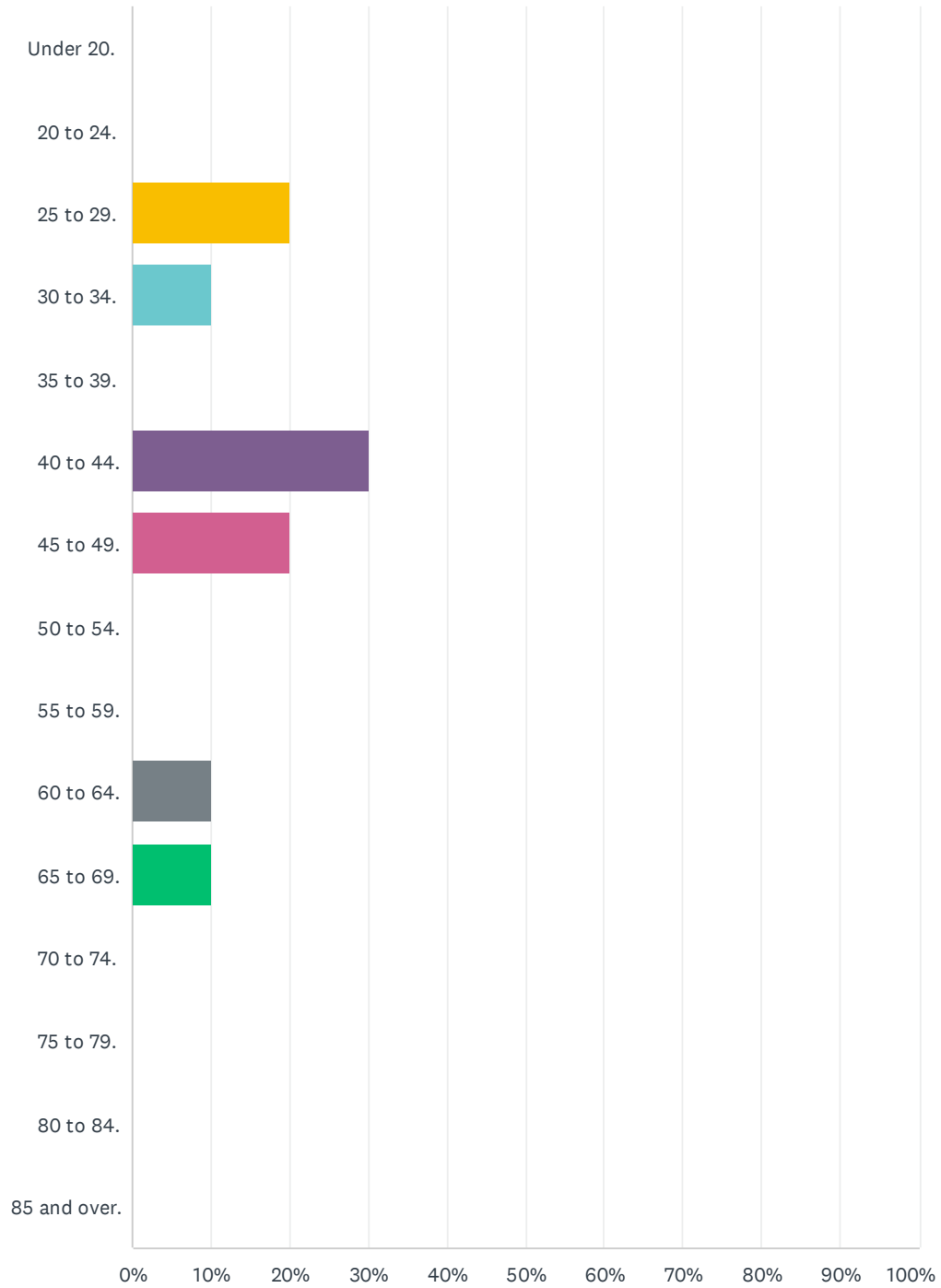


ANSWER CHOICES	RESPONSES
Rockville.	0.00% 0
Saint Augusta.	0.00% 0
Saint Cloud.	50.00% 5
Saint Joseph.	10.00% 1
Saint Stephen.	0.00% 0
Sartell.	10.00% 1
Sauk Rapids.	20.00% 2
Waite Park.	0.00% 0
Other (please specify)	10.00% 1
TOTAL	10

#	OTHER (PLEASE SPECIFY)	DATE
1	Own property in haven township	2/19/2024 8:45 PM

Q6 What is your age?

Answered: 10 Skipped: 1

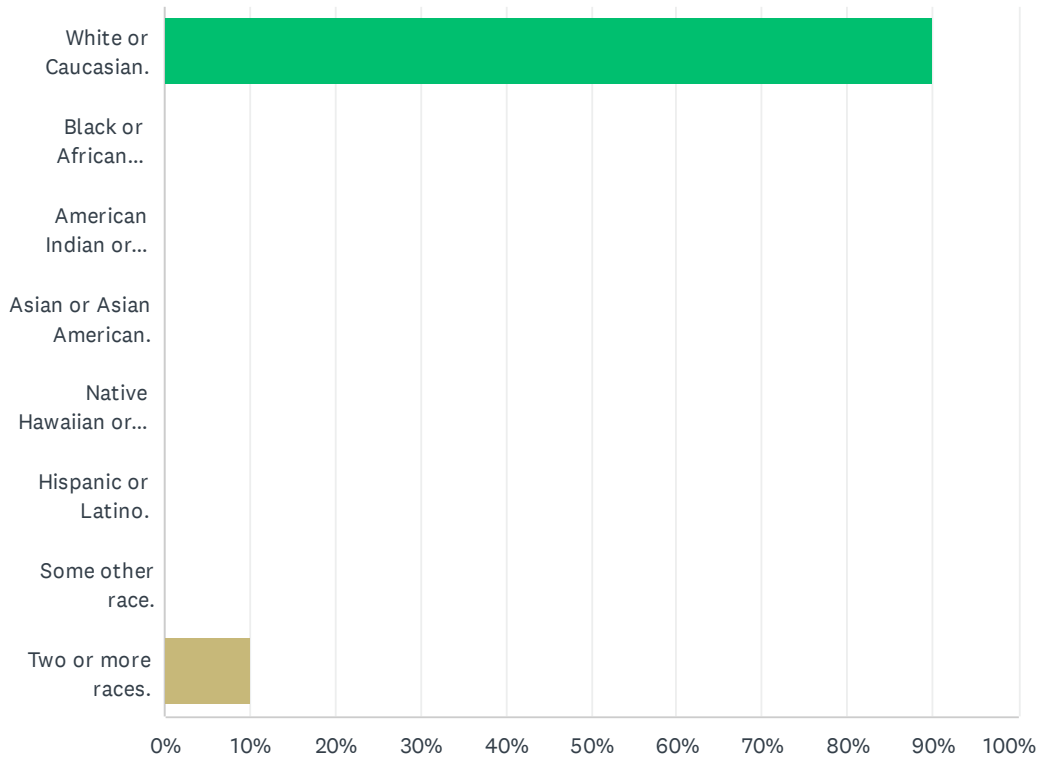


Transportation Improvement Program February - April 2024 Amendment Survey

ANSWER CHOICES	RESPONSES	
Under 20.	0.00%	0
20 to 24.	0.00%	0
25 to 29.	20.00%	2
30 to 34.	10.00%	1
35 to 39.	0.00%	0
40 to 44.	30.00%	3
45 to 49.	20.00%	2
50 to 54.	0.00%	0
55 to 59.	0.00%	0
60 to 64.	10.00%	1
65 to 69.	10.00%	1
70 to 74.	0.00%	0
75 to 79.	0.00%	0
80 to 84.	0.00%	0
85 and over.	0.00%	0
TOTAL		10

Q7 With what ethnicity do you most identify?

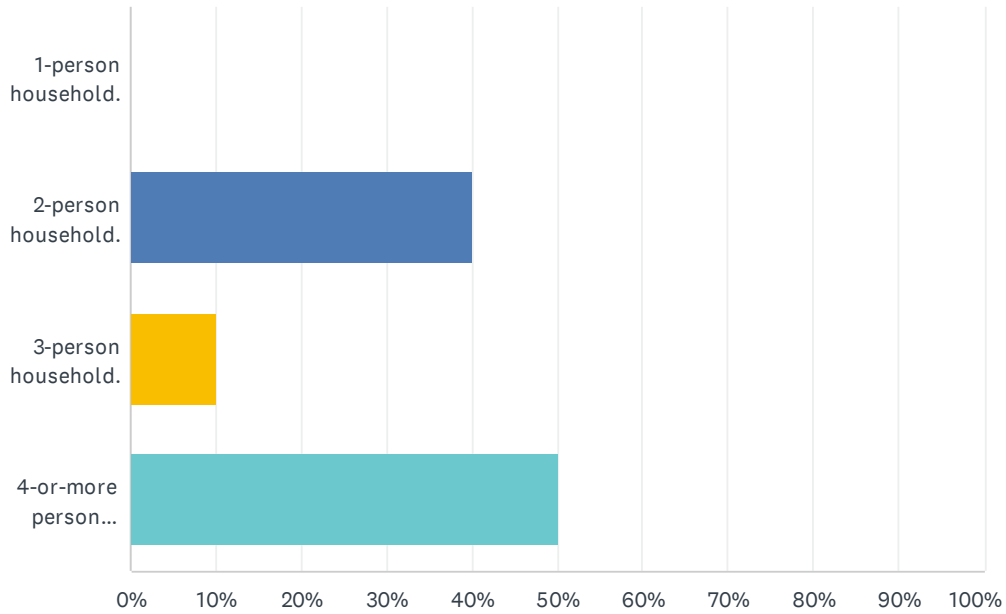
Answered: 10 Skipped: 1



ANSWER CHOICES	RESPONSES	
White or Caucasian.	90.00%	9
Black or African American.	0.00%	0
American Indian or Alaska Native.	0.00%	0
Asian or Asian American.	0.00%	0
Native Hawaiian or other Pacific Islander.	0.00%	0
Hispanic or Latino.	0.00%	0
Some other race.	0.00%	0
Two or more races.	10.00%	1
TOTAL		10

Q8 How many people live in your household?

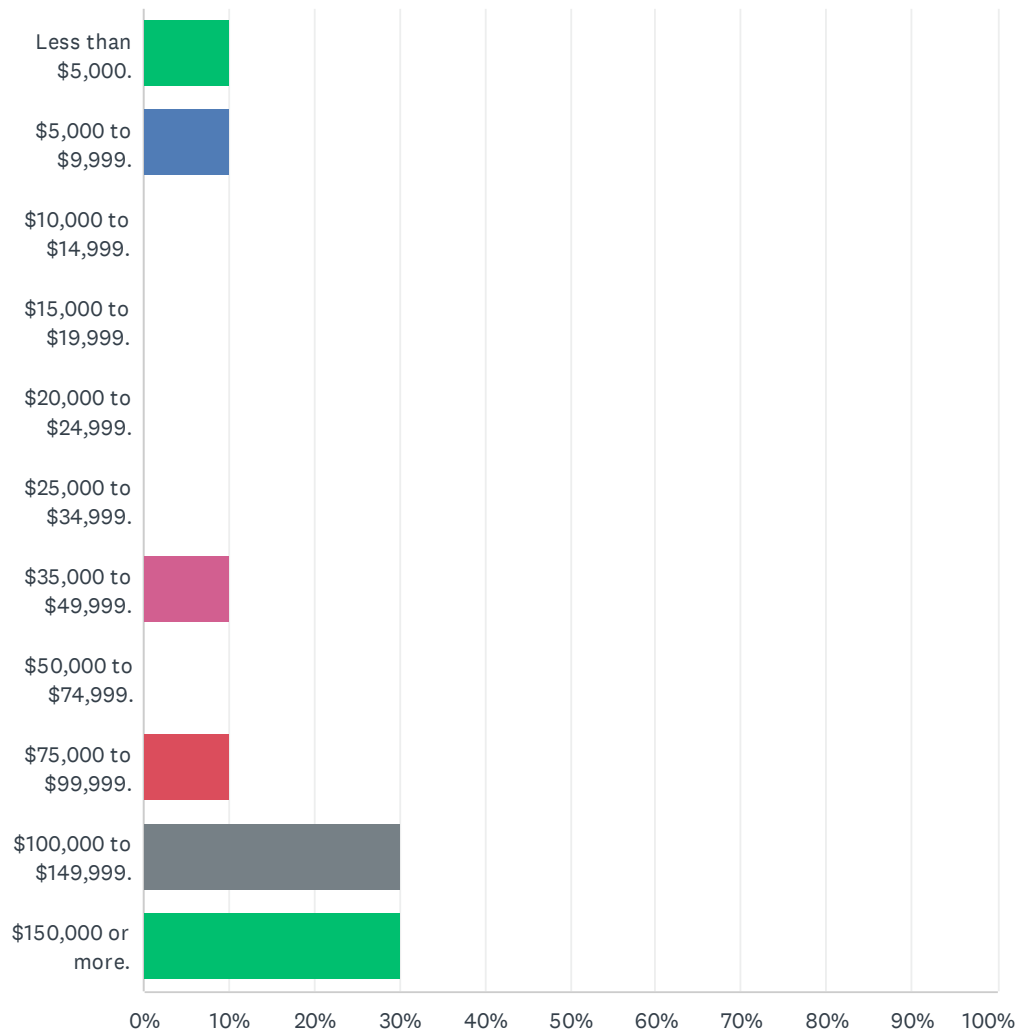
Answered: 10 Skipped: 1



ANSWER CHOICES	RESPONSES	
1-person household.	0.00%	0
2-person household.	40.00%	4
3-person household.	10.00%	1
4-or-more person household.	50.00%	5
TOTAL		10

Q9 What was your total household income last year?

Answered: 10 Skipped: 1

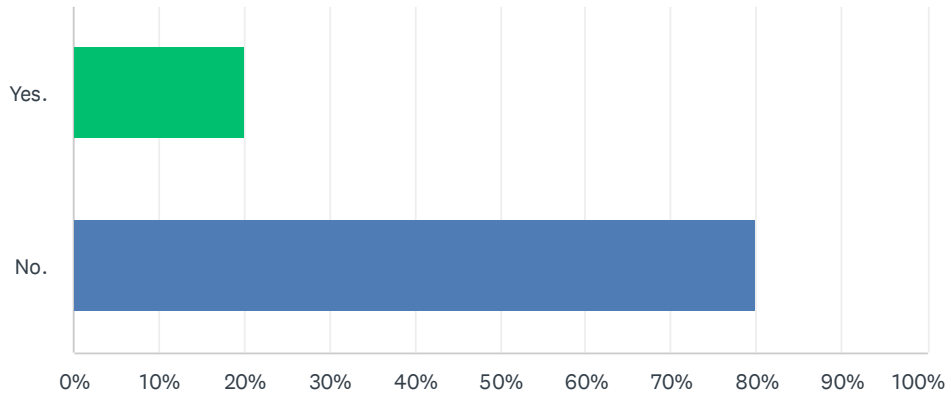


Transportation Improvement Program February - April 2024 Amendment Survey

ANSWER CHOICES	RESPONSES	
Less than \$5,000.	10.00%	1
\$5,000 to \$9,999.	10.00%	1
\$10,000 to \$14,999.	0.00%	0
\$15,000 to \$19,999.	0.00%	0
\$20,000 to \$24,999.	0.00%	0
\$25,000 to \$34,999.	0.00%	0
\$35,000 to \$49,999.	10.00%	1
\$50,000 to \$74,999.	0.00%	0
\$75,000 to \$99,999.	10.00%	1
\$100,000 to \$149,999.	30.00%	3
\$150,000 or more.	30.00%	3
TOTAL		10

Q10 Do you have a physical disability?

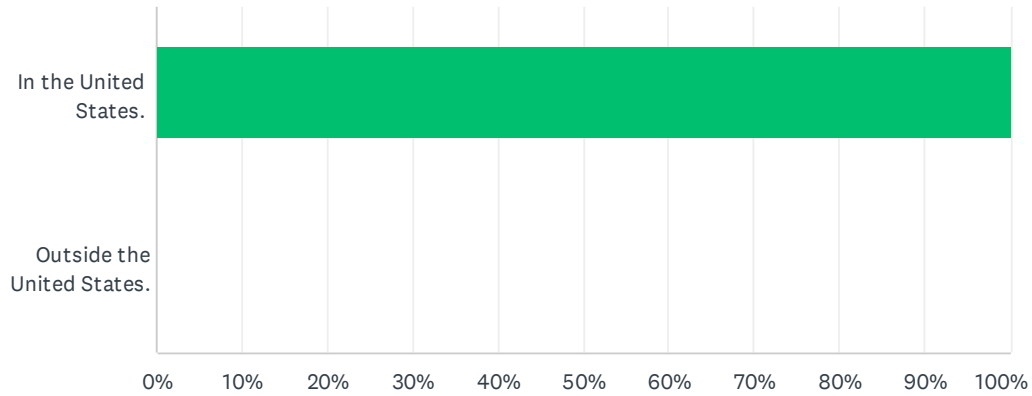
Answered: 10 Skipped: 1



ANSWER CHOICES	RESPONSES	
Yes.	20.00%	2
No.	80.00%	8
TOTAL		10

Q11 Where were you born?

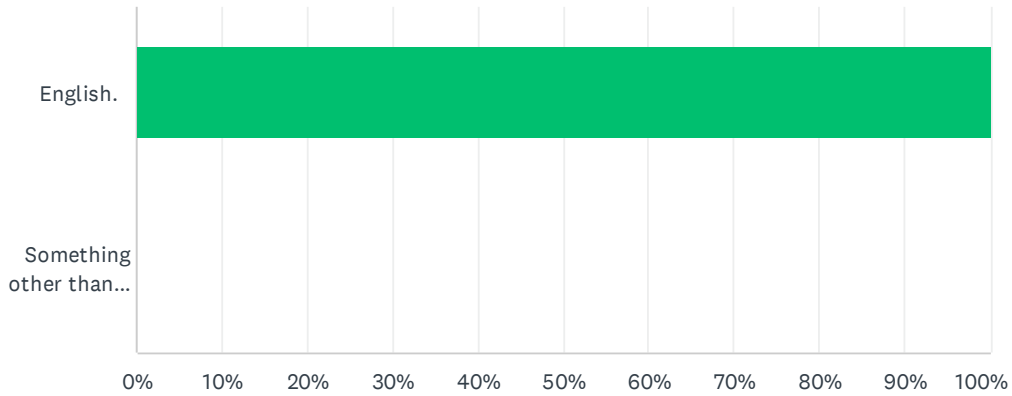
Answered: 10 Skipped: 1



ANSWER CHOICES	RESPONSES	
In the United States.	100.00%	10
Outside the United States.	0.00%	0
TOTAL		10

Q12 What is the primary language spoken in your home?

Answered: 11 Skipped: 0



ANSWER CHOICES	RESPONSES	
English.	100.00%	11
Something other than English (please specify).	0.00%	0
TOTAL		11

#	SOMETHING OTHER THAN ENGLISH (PLEASE SPECIFY).	DATE
	There are no responses.	